







# HERE'S THE NEWS

## MONTH of SEPTEMBER Garden City Elementary School

Sunday	Monday	Tuesday	Wednesday	Thursday	Friday	Saturday
		1	2 Independent Learning Day <b>Schedule for Small Group Support with Your Child's Teacher</b>	3 2:00 – 3:30 Schedule Remediation with Your Child's Teacher	4 2:00 – 3:30 Schedule Remediation with Your Child's Teacher	5
6	7 <b>Labor Day Holiday</b> 	8	9 Independent Learning Day <b>Schedule Small Group Support with Your Child's Teacher</b>	10 Are You Ready? 1 <sup>st</sup> MP Weeks 1 & 2 Post Test ELA, Science & Social Studies  2:00 – 3:30 Schedule Remediation with Your Child's Teacher	11 Are You Ready? 1 <sup>st</sup> MP Weeks 1 & 2 Post Test Reading & Math  Weeks 3 & 4 Learning Packets Available for Pick Up  Parents Return Weeks 1 & 2 Learning Packets  2:00 – 3:30 Schedule Remediation with Your Child's Teacher  <b>Bi-Weekly Progress Reports Available in itsLearning</b> 	12
13	14 Have you scheduled your appointment? 12:30-3:30 Curtis V. Cooper Mobile Services Onsite  2:00 – 3:30 Schedule Remediation with Your Child's Teacher	15	16 Independent Learning Day <b>Schedule Small Group Support with Your Child's Teacher</b>	17 2:00 – 3:30 Schedule Remediation with Your Child's Teacher	18 2:00 – 3:30 Schedule Remediation with Your Child's Teacher  1 <sup>st</sup> MP Progress Reports Available in Parent Portal 	19
20/27	21/28 2:00 – 3:30 Schedule Remediation with Your Child's Teacher	22/29	23/30 Independent Learning Day <b>Schedule Small Group Support with Your Child's Teacher</b>	24 2:00 – 3:30 Schedule Remediation with Your Child's Teacher	25 2:00 – 3:30 Schedule Remediation with Your Child's Teacher  <b>Bi-Weekly Progress Reports Available in itsLearning</b> 	26



### Virtual Learning Parent Reminders

- Establish a personal learning space for your child that is free of distractions
  - Make sure your child is practicing good posture, and sitting upright during virtual learning
  - Attempting to learn while lying on the bed or couch is not the best learning space for your child
- Make an effort to structure your child's virtual learning day as close to the regular school day
  - Snacks and liquid breaks should occur during breaks from instruction
  - Keep in mind that liquid spills can damage the learning device
- Post your child's daily schedule in the personal learning space
  - Consider a picture schedule for young learners, or students who need additional reinforcement
- Print your child's login information legible on an index card, and place beside the computer
- Make sure your child attends, and is on time for each class session
- Create a calendar to keep track of your child's assignments

### Parents, Did You Know???

- Your child's teacher is available for remediation from 2:00 p.m. – 3:30 p.m., Monday, Thursday, and Friday
- Your child's teacher is available for small group support on Wednesdays

Blake's Schedule A-9

time	Monday	Tuesday	Wednesday	Thursday	Friday
8:15	Language Art	Language Art	Language Art	Language Art	Health
9:00	D.A.R.E.				Science
10:10	Recess	Recess	Recess	Recess	Recess
10:30	MATH		MATH	MATH	MATH
11:45					
12:30	Social Studies	Hawaiian	Social Studies	Social Studies	Music
1:15	Computer	P.E.	dismissal 1:30	Band	ART
2:15	Dismissal	Dismissal	Dismissal	Dismissal	Dismissal

