

STEM Academy (at Bartlett)

ADA Upgrades - Phase 2 SCCPSS: Bid C19-09 DOE Facility Code: 625-5050

BUILDING CODES

THE CONTRACT DOCUMENTS INDICATE THE INTENDED OCCUPANCY AND USE OF THE BUILDING AND SYSTEMS. THE PROJECT AS A WHOLE AND ITS ELEMENTS SHALL COMPLY WITH REGULATIONS AS REQUIRED, INCLUDING BUT NOT LIMITED TO THOSE LISTED BELOW, INCLUDING ALL LOCAL, STATE AND FEDERAL AND OTHER APPLICABLE CODES. (MORE RECENT OR STRINGENT EDITIONS OR AMENDMENTS SHALL HAVE PRECEDENCE). CONTRACTOR SHALL NOTIFY ARCHITECT OF ANY QUESTIONS OR CONCERNS ABOUT COMPLIANCE, PRIOR TO START OF WORK. FOR MORE INFORMATION ON APPLICABLE CODES CONTACT LOCAL AUTHORITY HAVING JURISDICTION AND GEORGIA DEPT OF COMMUNITY AFFAIRS, (800) 359-4663, WWW.DCA.STATE.GA.US.

LIFE SAFETY CODE, 2012	2010 ADA STANDARDS FOR ACCESSIBLE DESIGN	OFFICIAL CODE OF GEORGIA: TITLE 8, STANDARD CODES
INTERNATIONAL BUILDING CODE, 2012	CHAPTER 120-3-20, (GEORGIA STATE'S ACCESSIBILITY CODE: 2010 ADA STANDARDS FOR ACCESSIBLE DESIGN)	TITLE 25, RULES OF THE FIRE SAFETY COMMISSIONER
INTERNATIONAL MECHANICAL CODE, 2012		TITLE 30, HC ACCESSIBILITY
INTERNATIONAL PLUMBING CODE, 2012		
NATIONAL ELECTRICAL CODE, 2014		
INTERNATIONAL FIRE CODE, 2012		

PROJECT TEAM

CLIENT	STEM ACADEMY	ARCHITECTS	MEP ENG
SCCPSS 208 BULL STREET SAVANNAH, GA 31401 (912) 395-1259 ATTN: KEVIN RALSTON	STEM (AT BARTLETT) 207 E MONTGOMERY CROSS RD SAVANNAH, GA 31406 (912) 395-3500 ATTN: DR JIMMIE CAVE	BARNARD ARCHITECTS 220 E. HALL STREET SAVANNAH, GA 31401 (912) 232-6173 ATTN: JOHN CLEGG	ROSSER ENGINEERING 22 PARK OF COMMERCE SAVANNAH, GA 31405 (912) 232-1146 ATTN: CHUCK HANNING

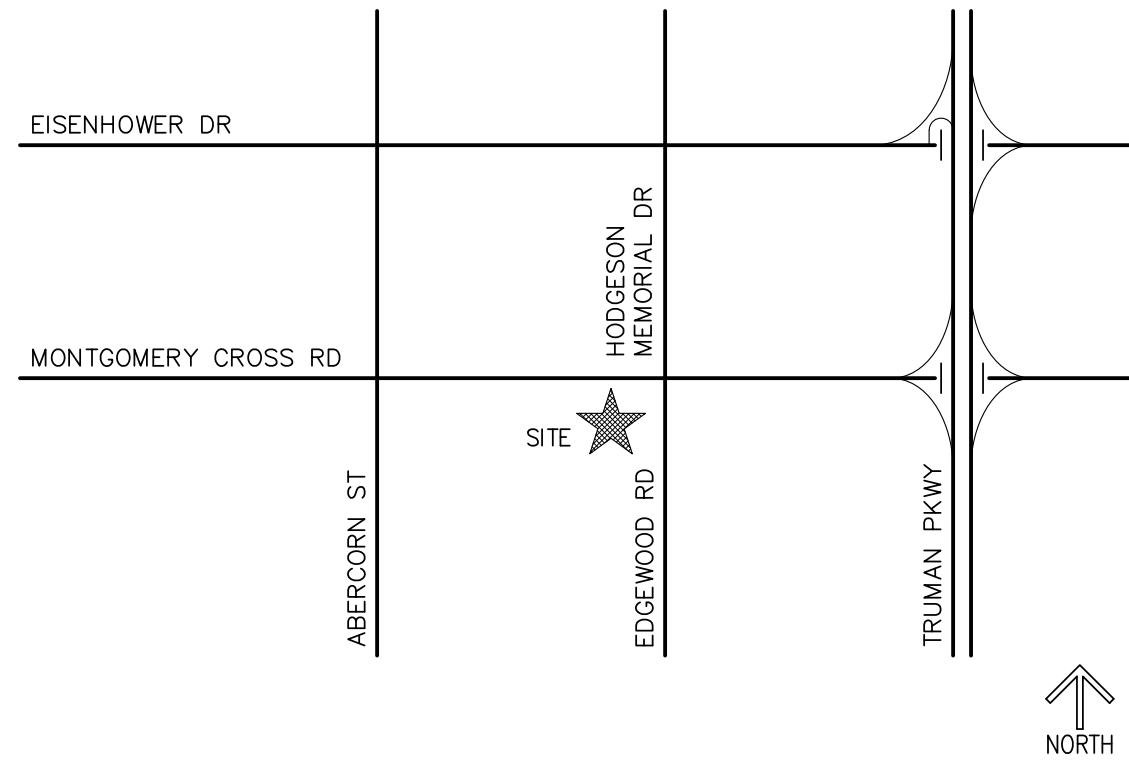
GENERAL NOTES

THESE DWGS REPRESENT FIELD MEASUREMENTS AND DO NOT FULLY REFLECT EXISTING CONDITIONS. GENERAL CONTRACTOR SHALL VERIFY ALL ELEVATIONS, DIMENSIONS AND LOCATIONS OF EXISTING FEATURES BEFORE STARTING WORK OR ORDERING MATERIALS, NOTIFY ARCHITECT OF ANY DISCREPANCIES. DRAWINGS INDICATE INTENDED AND INFERRED SCOPE OF WORK. CONTRACTOR SHALL PROVIDE ALL NECESSARY ROUGH PLUMBING, WIRING, CARPENTRY, ETC., INCLUDING MODIFICATION OF EXISTING CONDITIONS, TO COMPLETE THE ENTIRE SCOPE OF WORK. CONTRACTOR SHALL COMPLETE WORK IN ACCORDANCE WITH BUILDING CODE, INDUSTRY STANDARDS AND MFR'S RECOMMENDATIONS. FINISH WORK TO BE COMPLETED IN A PROFESSIONAL, WORKMANLIKE MANNER. CONTRACTOR SHALL COORDINATE THE INSTALLATION OF ALL THE BUILDING COMPONENTS. WORK SHALL COMPLY WITH MFR'S RECOMMENDATIONS FOR PREPARATION, INSTALLATION, FINISHING AND COORDINATION WITH OTHER WORK. CONTRACTOR SHALL NOTIFY ARCHITECT OF ANY CONFLICTS PRIOR TO START OF WORK. DRAWINGS, SECTIONS AND DETAILS REPRESENT TYPICAL CONDITIONS, THE CONTRACTOR IS TO REVIEW WITH THE ARCHITECT NONTYPICAL CONDITIONS THAT REQUIRE A MODIFICATION TO THE DESIGN. REFERENCES TO SPECIFIC MANUFACTURER'S PRODUCTS ON THE DRAWINGS ESTABLISH A STANDARD OF QUALITY, PRODUCTS THAT ARE APPROVED AS EQUAL BY THE DESIGNERS ARE ACCEPTABLE. CONTRACTOR SHALL SUBMIT TO OWNER: SAMPLES OF ALL FINISH MATERIALS FOR APPROVAL OF COLOR, STYLE, AND TEXTURE, PRIOR TO FABRICATION/INSTALLATION. CONTRACTOR SHALL REMOVE FROM SITE ALL CONSTRUCTION DEBRIS, DISPOSE AT APPROVED DISPOSAL SITE. AS DIRECTED BY THE OWNER, THE CONTRACTOR SHALL DISCARD ANY ITEMS INDICATED TO BE REMOVED BUT NOT REUSED. ALL ITEMS NOT SCHEDULED TO BE REUSED OR SALVAGED SHALL BE DISPOSED OFF SITE BY THE CONTRACTOR. SMOKING SHALL NOT BE PERMITTED ON SITE. CONTRACTOR SHALL LIMIT USE OF PREMISES TO THE WORK INDICATED OR INFERRED. CONTRACTOR SHALL ENSURE SAFE PASSAGE OF PERSONS AROUND AREA OF CONSTRUCTION. PROVIDE TEMPORARY BARRICADES TO PROTECT THE GENERAL PUBLIC FROM INJURY DUE TO CONSTRUCTION WORK. THE CONTRACTOR SHALL NOT INCORPORATE ANY BUILDING MATERIALS INTO THE WORK THAT CONTAIN ASBESTOS.

RENOVATION NOTES

CONTRACTOR SHALL REMOVE FINISHES TO DETERMINE THE EXISTENCE OF ANY HIDDEN STRUCTURAL, ELECTRICAL, MECHANICAL AND PLUMBING CONDITIONS PRIOR TO COMPREHENSIVE DEMOLITION WORK. CONTRACTOR SHALL NOTIFY ARCHITECT OF HIDDEN CONDITIONS THAT CONFLICT WITH DEMOLITION OR NEW WORK PRIOR TO RECOMMENCING WORK. THE CONTRACTOR SHALL NOTIFY THE OWNER IMMEDIATELY OF ANY SUSPECTED HAZARDOUS MATERIALS DISCOVERED DURING RENOVATION (SUCH AS BUT NOT LIMITED TO ASBESTOS AND LEAD PAINT). THE OWNER SHALL PROVIDE ANY TESTING OF SUSPECTED MATERIALS. THE CONTRACTOR SHALL REVIEW WITH THE OWNER FOR TREATMENT OF ANY HAZARDOUS MATERIALS. AT ALL TIMES THE CONTRACTOR SHALL TAKE PRECAUTIONS TO PROTECT PEOPLE FROM SUCH MATERIALS. CONTRACTOR SHALL COORDINATE AND SCHEDULE WITH THE OWNER ANY UTILITIES THAT NEED TO BE SHUT-DOWN TO PERFORM THE WORK. CONTRACTOR SHALL PROTECT FROM DAMAGE EXISTING FINISH WORK THAT IS TO REMAIN, AND REPAIR ANY DAMAGE CAUSED DURING THE WORK. CONTRACTOR SHALL CONDUCT DEMOLITION, DEBRIS REMOVAL, AND THE WORK, IN A MANNER THAT WILL ENSURE MINIMUM INTERFERENCE WITH ADJACENT AREAS. EXISTING FLOOR PLAN IS BASED ON EXISTING CONDITIONS DRAWING AND NOMINAL SITE MEASUREMENTS, TO CREATE A CONCEPTUAL FLOOR PLAN, CRITICAL DIMENSIONS ARE TO BE VERIFIED IN THE FIELD.

SITE LOCATION



PROJECT STATISTICS

PROPERTY IDENTIFICATION NUMBER: 2-0562-15-002
TYPE OF OCCUPANCY: EDUCATION

ABBREVIATIONS

A.F.F.	ABOVE FINISHED FLOOR	MAX	MAXIMUM
ALT	ALTERNATE	MECH	MECHANICAL
CL	CENTER LINE	MFR	MANUFACTURER
CLG	CEILING	MIN	MINIMUM
CONC	CONCRETE	N.T.S.	NOT TO SCALE
CONT	CONTINUOUS	O.C.	ON CENTER
ELEV	ELEVATION	PLUMB	PLUMBING
EXIST	EXISTING	PLWD	PLYWOOD
FD	FLOOR DRAIN	P.T.	PRESSURE TREATED
F.F.	FINISH FLOOR	SIM	SIMILAR
G.W.B.	GYPSON WALL BOARD	SPEC	SPECIFICATION
HB	HOSE BIBB	STRUCT	STRUCTURE
HC	HANDICAP	TYP	TYPICAL
KDAT	KILN DRIED AFTER TREATMENT	VIF	VERIFY IN FIELD

DIMENSION NOTES

DIMENSIONS ARE TO ROUGH FACE OF STUD OR MASONRY WALLS, UNLESS OTHERWISE NOTED. CONTRACTOR SHALL CONFIRM DIMENSIONS (ESPECIALLY CRITICAL DIMENSIONS SUCH AS HANDICAPPED CLEARANCES) IN FIELD AND REPORT CONFLICTS TO ARCHITECT PRIOR TO START OF WORK.

- ANY DIMENSION INDICATED AS "MIN." SHALL NOT BE LESS THAN THAT INDICATED.
- ANY DIMENSION INDICATED AS "MAX." SHALL NOT BE MORE THAN THAT INDICATED.
- ANY DIMENSION INDICATED AS "+/-" IS NOT CRITICAL. NOTIFY ARCHITECT IF ACTUAL DIMENSION WILL SUBSTANTIALLY IMPACT THE INTENDED DESIGN OR FUNCTION.
- ANY DIMENSION INDICATED AS "CLEAR" SHALL NOT BE LESS THAN THAT INDICATED WHEN FINISHED.
- ANY DIMENSION INDICATED AS "VERIFY" OR "V.I.F." SHALL BE VERIFIED IN FIELD BY CONTRACTOR. IF ACTUAL DIMENSION DOES NOT MATCH WHAT WAS NOTED, THEN CONTRACTOR SHALL NOTIFY ARCHITECT.

LIST OF DRAWINGS

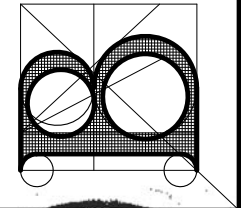
ARCHITECTURAL	
1	COVER COVER SHEET
2	A1.0 FLOOR PLAN (OVERALL)
3	A1.1 'G' WING STAFF TOILET
4	A1.2 'G' WING STUDENT TOILETS
5	A1.3 KITCHEN & HALL TOILETS
6	A1.4 NURSES OFFICE & TEACHERS LOUNGE
7	A1.5 GYM LOCKERS
8	A1.6 GYM LOCKERS
9	A1.7 ADMINISTRATION TOILETS
10	A1.8 MEDIA CENTER TOILETS
11	A2.1 TOILET DETAILS
12	A2.2 DOOR SCHEDULE
13	A2.3 FINISH SCHEDULE
14	A2.4 SITE SIGN DETAILS
15	A2.5 SITE SIGN PLAN
16	S1.0 HEADER DETAIL
MECH/ELEC/PLUMB	
17	E0.1 ELECTRICAL NOTES
18	E0.2 ELECTRICAL LEGEND
19	E1.1 'G' WING STAFF TOILET
20	E1.2 'G' WING STUDENT TOILETS
21	E1.3 KITCHEN & HALL TOILETS
22	E1.4 NURSES OFFICE & TEACHERS LOUNGE
23	E1.5 GYM LOCKERS
24	E1.6 ADMINISTRATION TOILETS
25	E1.7 MEDIA CENTER TOILETS
26	E1.8 SITE SIGN
27	M0.1 MECHANICAL NOTES
28	M1.1 'G' WING STAFF TOILET
29	M1.2 'G' WING STUDENT TOILETS
30	M1.3 KITCHEN & HALL TOILETS
31	M1.4 NURSES OFFICE & TEACHERS LOUNGE
32	M1.5 GYM LOCKERS
33	M1.6 ADMINISTRATION TOILETS
34	M1.7 MEDIA CENTER TOILETS
35	P0.1 PLUMBING NOTES
36	P1.1 'G' WING STAFF TOILET
37	P1.2 'G' WING STUDENT TOILETS
38	P1.3 KITCHEN & HALL TOILETS
39	P1.4 NURSES OFFICE & TEACHERS LOUNGE
40	P1.5 GYM LOCKERS
41	P1.6 ADMINISTRATION TOILETS
42	P1.7 MEDIA CENTER TOILETS

CERTIFICATION

PER GEORGIA DEPARTMENT OF EDUCATION REQUIREMENTS:

- ON 9/11/18, JOHN CLEGG / BARNARD ARCHITECTS, DISCUSSED THIS PROJECT WITH THE LOCAL FIRE MARSHAL HAVING JURISDICTION: CITY OF SAVANNAH, RICHARD GRIFFIN (912) 644-5960.
- THE LOCAL FIRE MARSHAL DEFERRED REVIEW OF THIS PROJECT TO THE LOCAL BUILDING AUTHORITY: SAVANNAH DEVELOPMENT SERVICES DEPARTMENT, (912) 651-6543.
- CONTACT FOR SAVANNAH DEVELOPMENT SERVICES DEPARTMENT: TOM McDONALD (912) 651-6530 x1895.
- THESE DRAWINGS SHALL BE SUBMITTED TO THE LOCAL BUILDING AUTHORITY FOR PERMIT APPROVAL.
- THE LOCAL BUILDING AUTHORITY TYPICALLY INVOLVES THE LOCAL FIRE MARSHAL WITH REVIEW OF THESE DRAWINGS, AT THEIR DISCRETION.
- WORK SHALL NOT COMMENCE UNTIL THE CONTRACTOR HAS OBTAINED A BUILDING PERMIT FROM THE LOCAL BUILDING AUTHORITY.

L. SCOTT BARNARD & ASSOCIATES, AIA
ARCHITECTURE, PLANNING, LANDSCAPE, INTERIORS, HISTORIC
220 EAST HALL STREET SAVANNAH, GA 31401 (912)232-6173
ASSOCIATES: ROBERT J. FORTMAN & JOHN A. CLEGG



STEM ACADEMY (AT BARTLETT)
TOILET RENOVATION (PHASE 2)
207 EAST MONTGOMERY CROSS ROAD
SAVANNAH, GEORGIA

COVER SHEET

REVISION / DATE	BY
10/15/18	JAC

SHEET NO.:

COVER
OF

NOT FOR CONSTRUCTION

WITHOUT THE PERMISSION OF SAME, IT IS NOT TO BE USED ON ANY OTHER PROJECT AND IS TO BE RETURNED ON REQUEST. SCALES STATED HEREON ARE VALID DIMENSIONS FROM PRINTS. PLANS AND DETAILS ARE NOT ALWAYS DRAWN TO SCALE. USE DIMENSIONS GIVEN OR CONSULT THE ARCHITECT FOR CLARIFICATION.

THIS DRAWING IS THE PROPERTY OF L. SCOTT BARNARD & ASSOCIATES, AIA ARCHITECTS, AND IS NOT TO BE REPRODUCED OR COPIED IN WHOLE OR IN PART WITHOUT THE PERMISSION OF SAME. IT IS NOT TO BE USED ON ANY OTHER PROJECT AND IS TO BE RETURNED ON REQUEST. SCALES STATED HEREON ARE VALID ON THE ORIGINAL DRAWING ONLY AND MAY BE CHANGED IN PROPORTION TO THE DIFFERENCE IN SIZE BETWEEN THE PRINT AND THE ORIGINAL. DO NOT SCALE DIMENSIONS FROM PRINTS. PLANS AND DETAILS ARE NOT ALWAYS DRAWN TO SCALE. USE DIMENSIONS GIVEN OR CONSULT THE ARCHITECT FOR CLARIFICATION.

MONTGOMERY CROSS ROAD R/W VARIES
 (ASPHALT PAVT. WIDTH VARIES)
 S68°-42'-54"E → 109.44'
 S71°-34'-27"E → 153.71'

*****CAUTION*****

UTILITY PROTECTION CENTER

WWW.GEORGIA811.COM
 CALL BEFORE YOU DIG
 TOLL FREE 1-800-282-7411

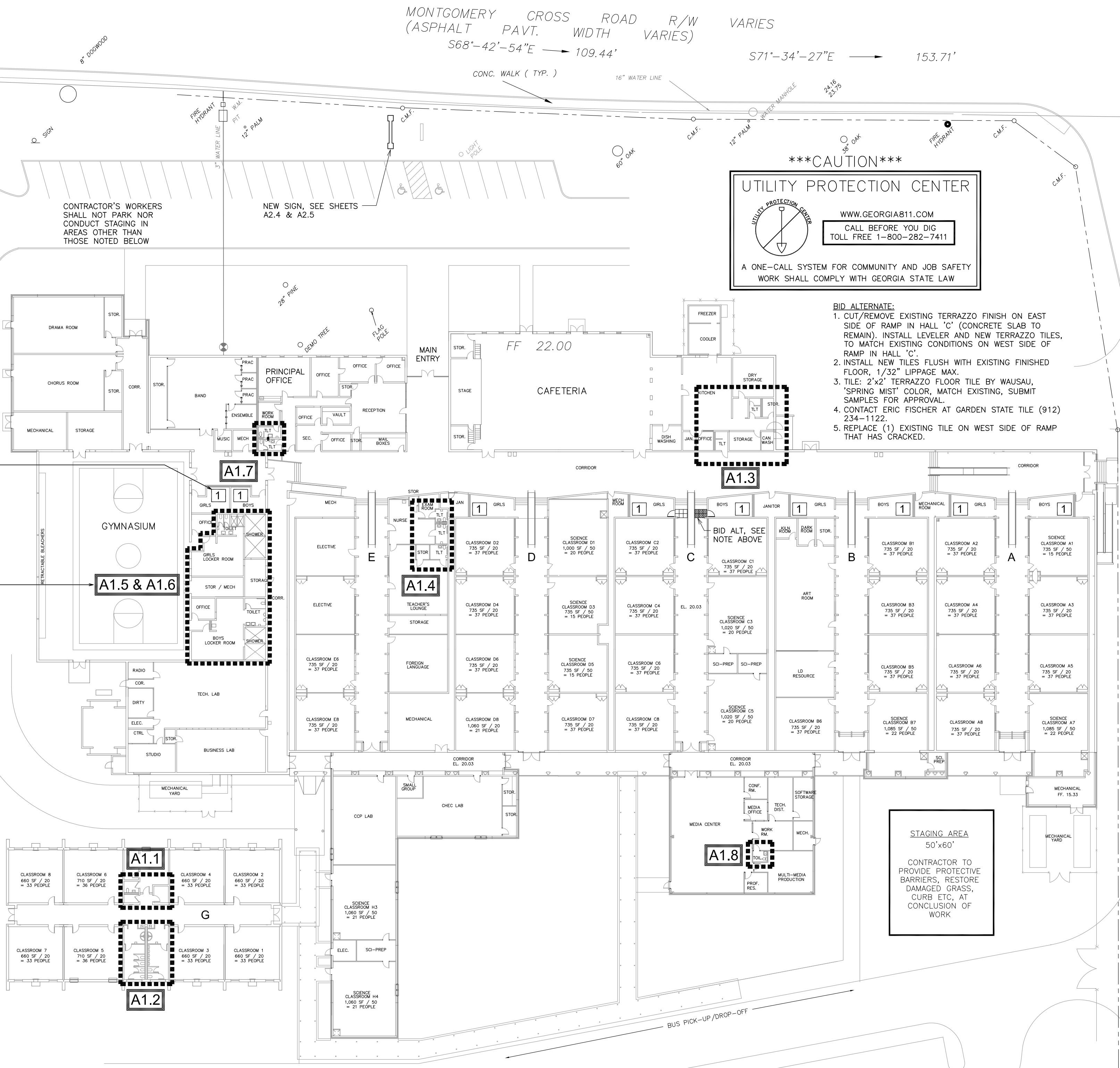
A ONE-CALL SYSTEM FOR COMMUNITY AND JOB SAFETY
 WORK SHALL COMPLY WITH GEORGIA STATE LAW

- BID ALTERNATE:**
- CUT/REMOVE EXISTING TERRAZZO FINISH ON EAST SIDE OF RAMP IN HALL 'C' (CONCRETE SLAB TO REMAIN). INSTALL LEVELER AND NEW TERRAZZO TILES, TO MATCH EXISTING CONDITIONS ON WEST SIDE OF RAMP IN HALL 'C'.
 - INSTALL NEW TILES FLUSH WITH EXISTING FINISHED FLOOR, 1/32" LIPPAGE MAX.
 - TILE: 2'x2' TERRAZZO FLOOR TILE BY WAUSAU, 'SPRING MIST' COLOR, MATCH EXISTING, SUBMIT SAMPLES FOR APPROVAL.
 - CONTACT ERIC FISCHER AT GARDEN STATE TILE (912) 234-1122.
 - REPLACE (1) EXISTING TILE ON WEST SIDE OF RAMP THAT HAS CRACKED.

- 1** REPLACE (2) FAUCETS IN EACH TOILET THAT WAS RENOVATED IN PHASAC 1, REPLACE WITH NEW FAUCET TO MATCH PHASE 2, TOTAL OF (18) FAUCETS

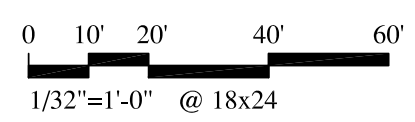
SEE THESE SHEETS FOR RENOVATION DETAILS OF TOILETS

CONTRACTOR'S WORKERS SHALL NOT PARK NOR CONDUCT STAGING IN AREAS OTHER THAN THOSE NOTED BELOW



STAGING AREA
 50'x60'
 CONTRACTOR TO PROVIDE PROTECTIVE BARRIERS, RESTORE DAMAGED GRASS, CURB ETC, AT CONCLUSION OF WORK

GATE SHALL REMAIN LOCKED DURING HOURS AS DIRECTED BY SCHOOL STAFF. CONTRACTOR SHALL COORDINATE ACCESS WITH SCHOOL STAFF


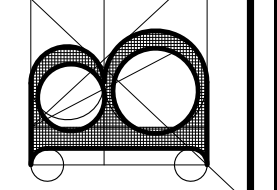


CONTRACTOR'S WORKERS SHALL PARK IN THIS AREA

EXISTING CONDITIONS FLOOR-PLAN PROVIDED BY OTHERS (NOT VERIFIED)



L. SCOTT BARNARD & ASSOCIATES, AIA
 ARCHITECTURE, PLANNING, LANDSCAPE, INTERIORS, HISTORIC
 220 EAST HALL STREET SAVANNAH, GA 31401
 ASSOCIATES: ROBERT J. PORTMAN & JOHN A. CLEGG



STEM ACADEMY (AT BARTLETT)
TOILET RENOVATION: PHASE 2
 207 EAST MONTGOMERY CROSS ROAD
 SAVANNAH, GEORGIA

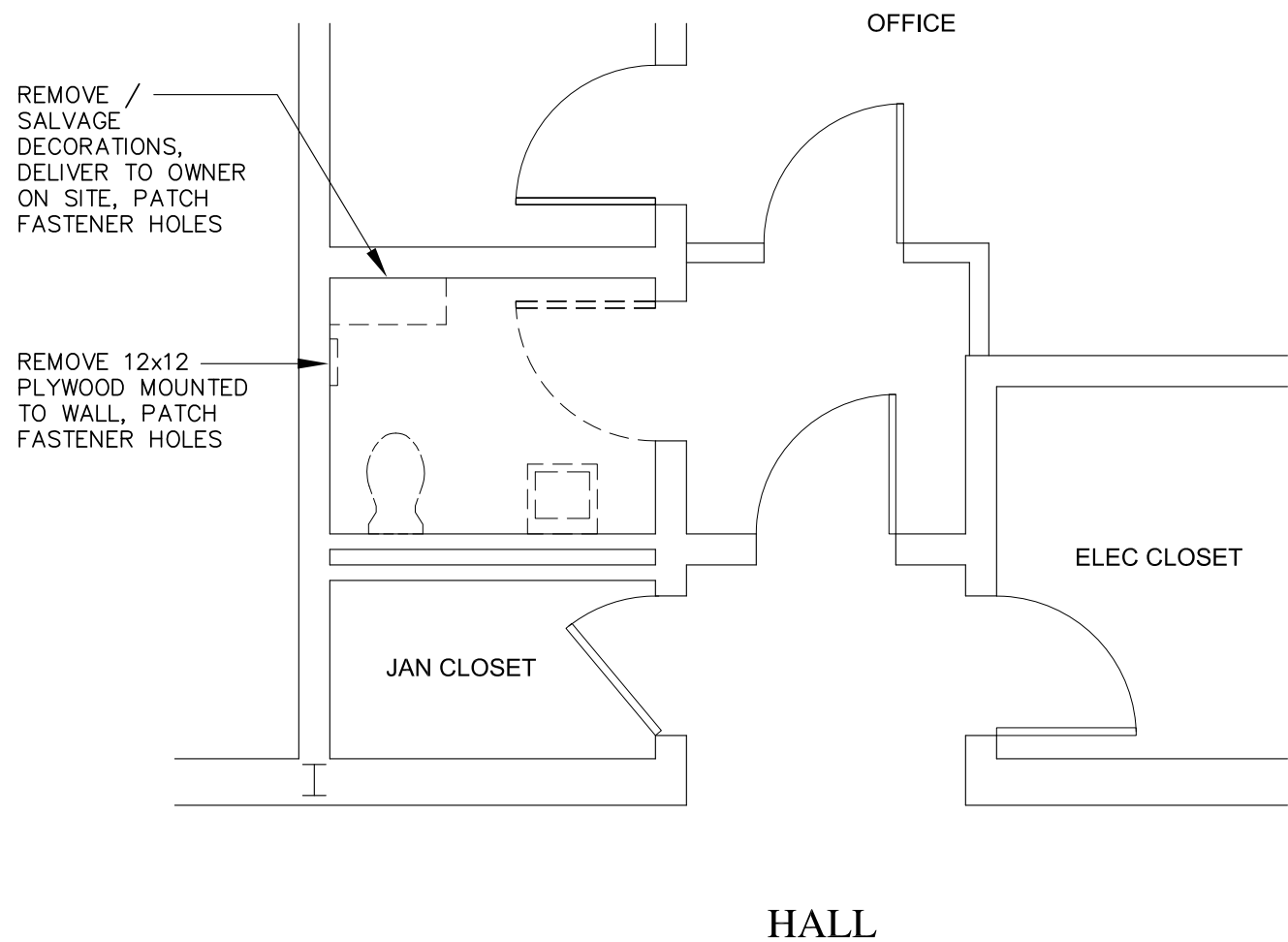
FACILITY FLOOR PLAN

NOT FOR CONSTRUCTION

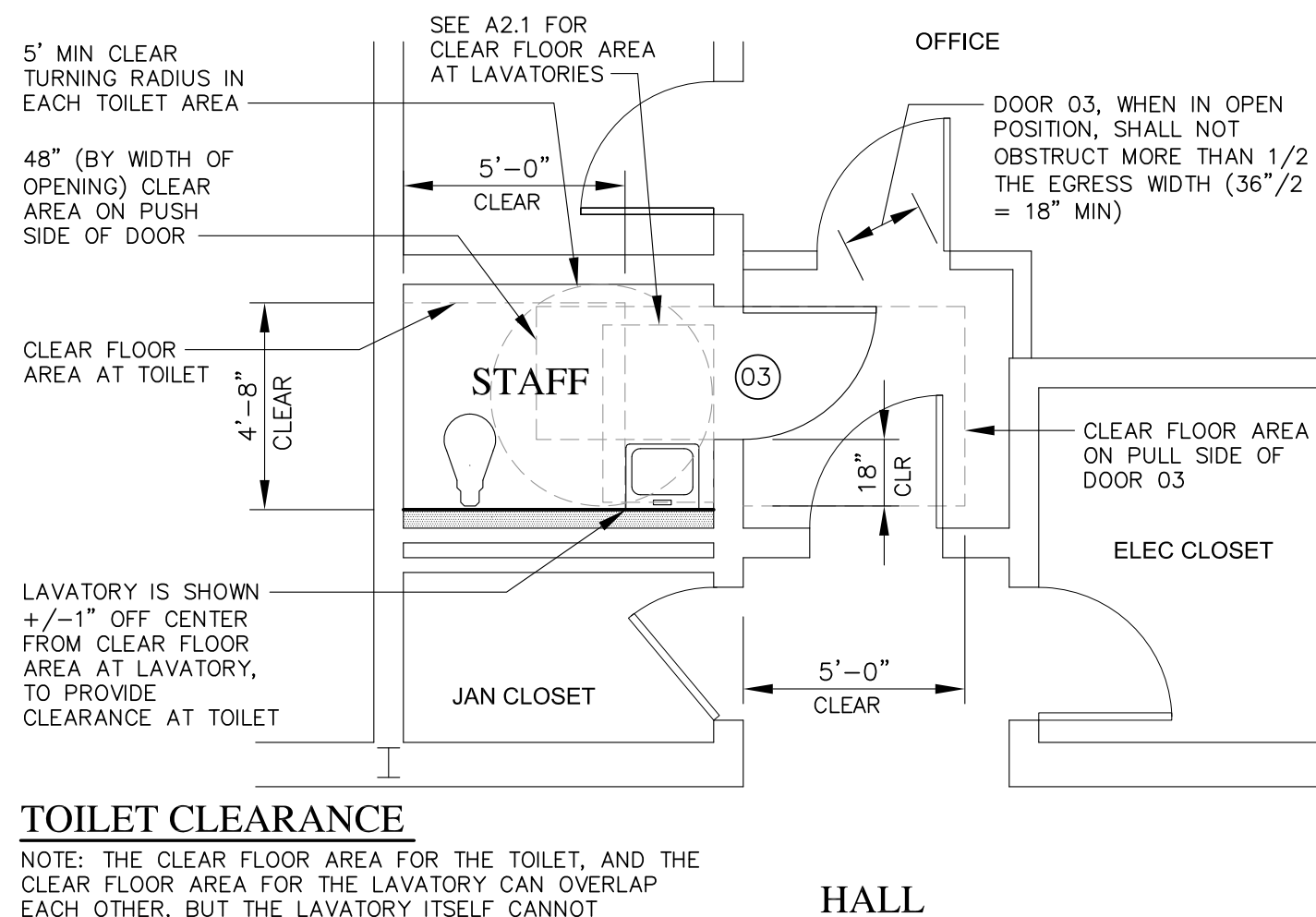
REVISION / DATE	BY
10/15/18	JAC

SHEET NO.:
A1.0
 OF

THIS DRAWING IS THE PROPERTY OF L. SCOTT BARNARD & ASSOCIATES, AIA ARCHITECTS, AND IS NOT TO BE REPRODUCED OR COPIED IN WHOLE OR IN PART WITHOUT THE PERMISSION OF SAME. IT IS NOT TO BE USED ON ANY OTHER PROJECT AND IS TO BE RETURNED ON REQUEST. SCALES STATED HEREON ARE VALID ON THE ORIGINAL DRAWING ONLY AND MAY BE CHANGED IN PROPORTION TO THE DIFFERENCE IN SIZE BETWEEN THE PRINT AND THE ORIGINAL. DO NOT SCALE DIMENSIONS FROM PRINTS. PLANS AND DETAILS ARE NOT ALWAYS DRAWN TO SCALE. USE DIMENSIONS GIVEN OR CONSULT THE ARCHITECT FOR CLARIFICATION.

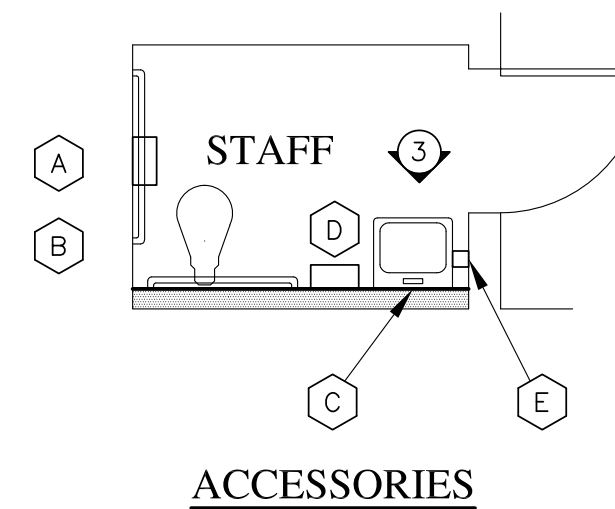


1 FLOOR PLAN OF 'G' STAFF TOILET (DEMO)
 A1.1 SCALE: 1/4"=1'-0"
 0 2' 4' 6' 8'
 1/4"=1'-0" @ 18x24
 Project North

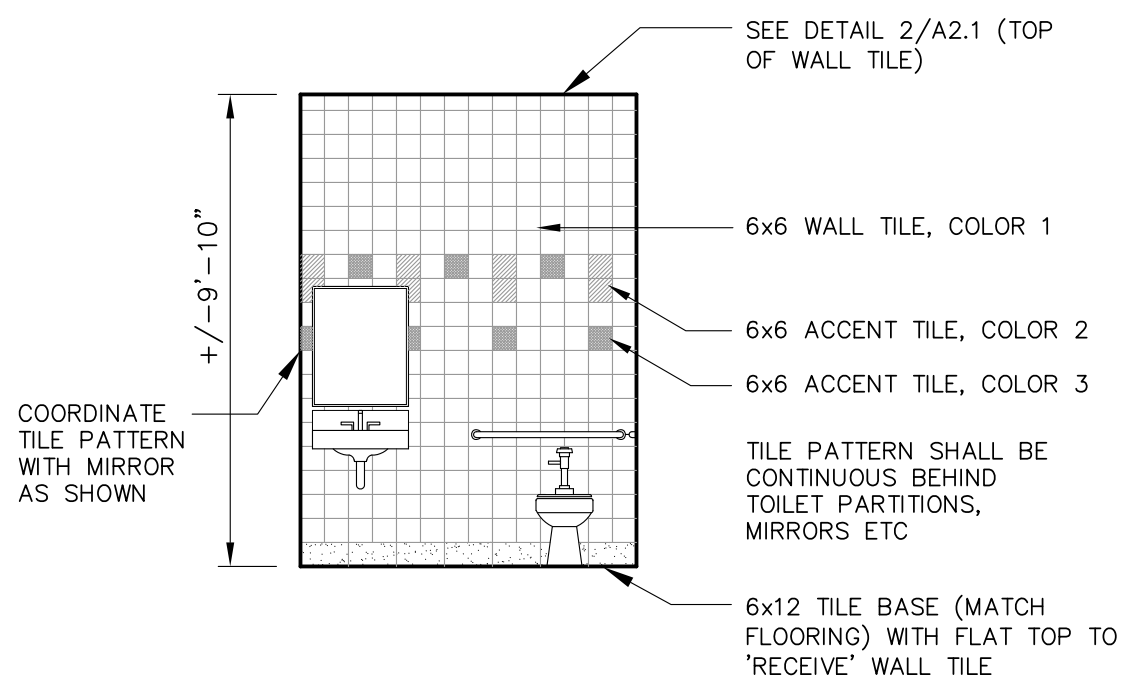


2 FLOOR PLAN OF 'G' STAFF TOILET (NEW)
 A1.1 SCALE: 1/4"=1'-0"
 0 2' 4' 6' 8'
 1/4"=1'-0" @ 18x24
 Project North

FINISH NOTES
 A. THE SOUTH WALL OF THE STAFF TOILET (NEW METAL STUD WALL) SHALL BE FINISHED WITH CEMENT BACKER BOARD AND WALL TILES, SEE FINISH SCHEDULE FOR DETAILS.
 B. OTHER WALLS (CMU) TO BE PAINTED.



ACCESSORIES



3 ELEVATION OF 'G' STAFF TOILET
 A1.1 SCALE: 1/4"=1'-0"

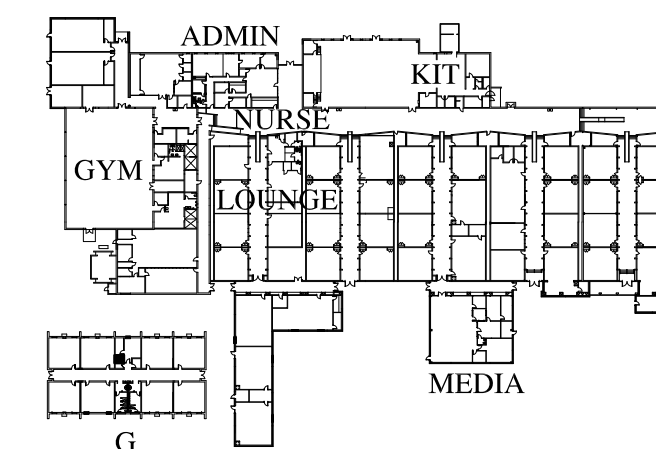
WALL LEGEND

- EXISTING WALLS, PARTITIONS AND FIXTURES TO BE REMOVED
- EXISTING CMU WALLS TO REMAIN
- NEW 8" CMU WALL, (LIGHT WEIGHT) PAINTED (SEE A2.3) MATCH COURSING, AND TOOTH INTO EXISTING ADJACENT MASONRY, TOP OF WALL TO 8" ABOVE CEILING
- NEW 20 GA, 3-5/8" METAL STUDS 16"oc, BRACED TO ROOF STRUCTURE ABOVE, SEE A2.3 FOR FINISH SCHEDULE, WITH R-11 ACOUSTICAL INSULATION
- 1" FURRING & NEW WALL TILE FINISH (SEE A2.3) OVER EXISTING MASONRY WALL
- OPTION: MOUNT CEMENT BOARD TO MASONRY DIRECT, (ADHESIVE AND FASTENERS) SUBMIT PRODUCT INFO FOR APPROVAL
- NEW 20 GA, 3-5/8" METAL STUDS & NEW WALL TILE FINISH (SEE A2.3) OVER EXISTING MASONRY WALL
- EXISTING DOOR TO BE REMOVED
- NEW DOOR (SEE DOOR SCHEDULE ON A2.2)
- - - DASHED LINES REPRESENT ADA CLEARANCES AT DOORS AND FIXTURES

ACCESSORY LEGEND


KEY	ACCESSORY	MOUNTING HEIGHT	MFR MODEL NO
A	TOILET PAPER DISPENSER	SEE A2.1	VONDREHEHLE 3253 TWIN JUMBO ROLL DISPENSER
B	GRAB BARS	SEE A2.1	-
C	MIRROR	CENTER ON LAVATORY (SEE ELEVATIONS)	ASI 0620, WITH LEXAN DURA-MIR (NOT GLASS) 24" WIDE, 36" TALL
D	ELECTRIC HAND DRYER	POINT OF DISPENSING AT 48" AFF MAX	SEE ELECTRICAL DRAWINGS
E	SOAP DISPENSER	48" AFF MAX	SPATAN 975600 LIT N FOAMY WHITE
F	TRASH RECEPTACLE	-	SUPPLIED BY OWNER

- PROVIDE SURFACE MOUNTED ACCESSORIES, NOTED ABOVE, IN EACH TOILET.
- ACCESSORIES SHALL BE PROVIDED AND INSTALLED BY THE CONTRACTOR (UNLESS OTHERWISE NOTED). CONTRACTOR SHALL PROVIDE BLOCKING (IF NEEDED) WITHIN WALLS AS RECOMMENDED BY MFR TO SUPPORT ANCHORING FOR ALL ACCESSORIES (NOT ADHESIVE TAPE). GRAB BARS MOUNTED TO TOILET PARTITIONS: THRU BOLTED WITH ESCUTCHEON PLATE OR OTHER FINISHED APPEARANCE.
- DO NOT LOCATE DISPENSERS, NOR TRASH RECEPTACLES WITHIN CLEAR FLOOR AREAS (DISPENSERS MAY BE LOCATED WITHIN CLEAR FLOOR AREA OF TOILETS AND LAVATORIES).
- REMOVE/SALVAGE EXISTING ACCESSORIES, MIRRORS, GRAB BARS, WALL MOUNTED AUTO AROMA DIFFUSERS ETC, DELIVER TO OWNER ON SITE, OR DISCARD, AS DIRECTED BY OWNER.
- SEE 5/A1.6 FOR MIRRORS AT ADA BENCHES, LOCATION OF MIRROR TO BE VERIFIED BY OWNER AND ARCHITECT.



KEY PLAN (not to scale)

L. SCOTT BARNARD & ASSOCIATES, AIA
 ARCHITECTURE, PLANNING, LANDSCAPE, INTERIORS, HISTORIC
 220 EAST HALL STREET SAVANNAH, GA 31401 (912)332-8173
 ASSOCIATES: ROBERT J. PORTMAN & JOHN A. CLEGG



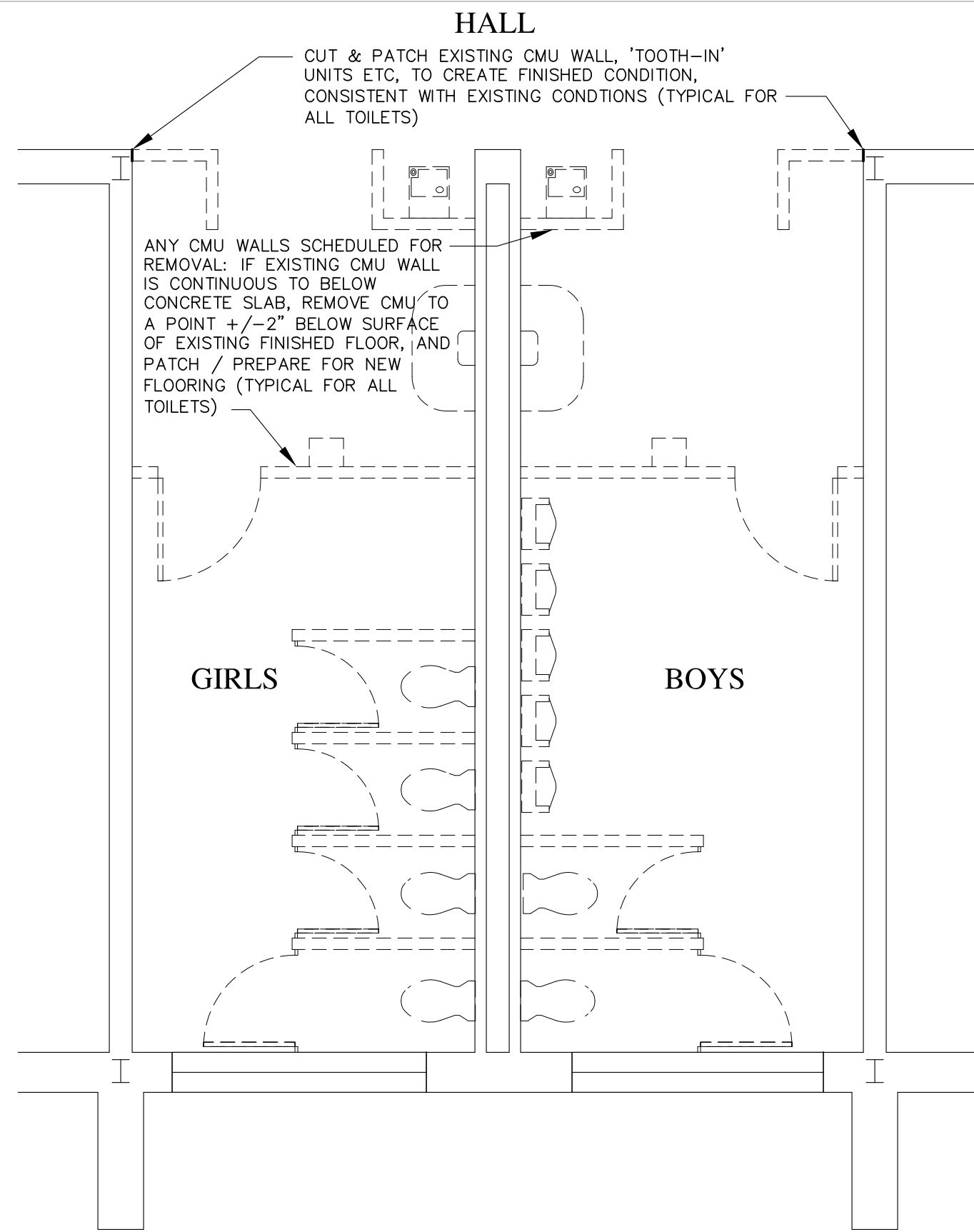
**STEM ACADEMY (AT BARTLETT)
 TOILET RENOVATION (PHASE 2)**
 207 EAST MONTGOMERY CROSS ROAD
 SAVANNAH, GEORGIA

TOILET FLOOR PLAN: 'G' WING STAFF TOILET

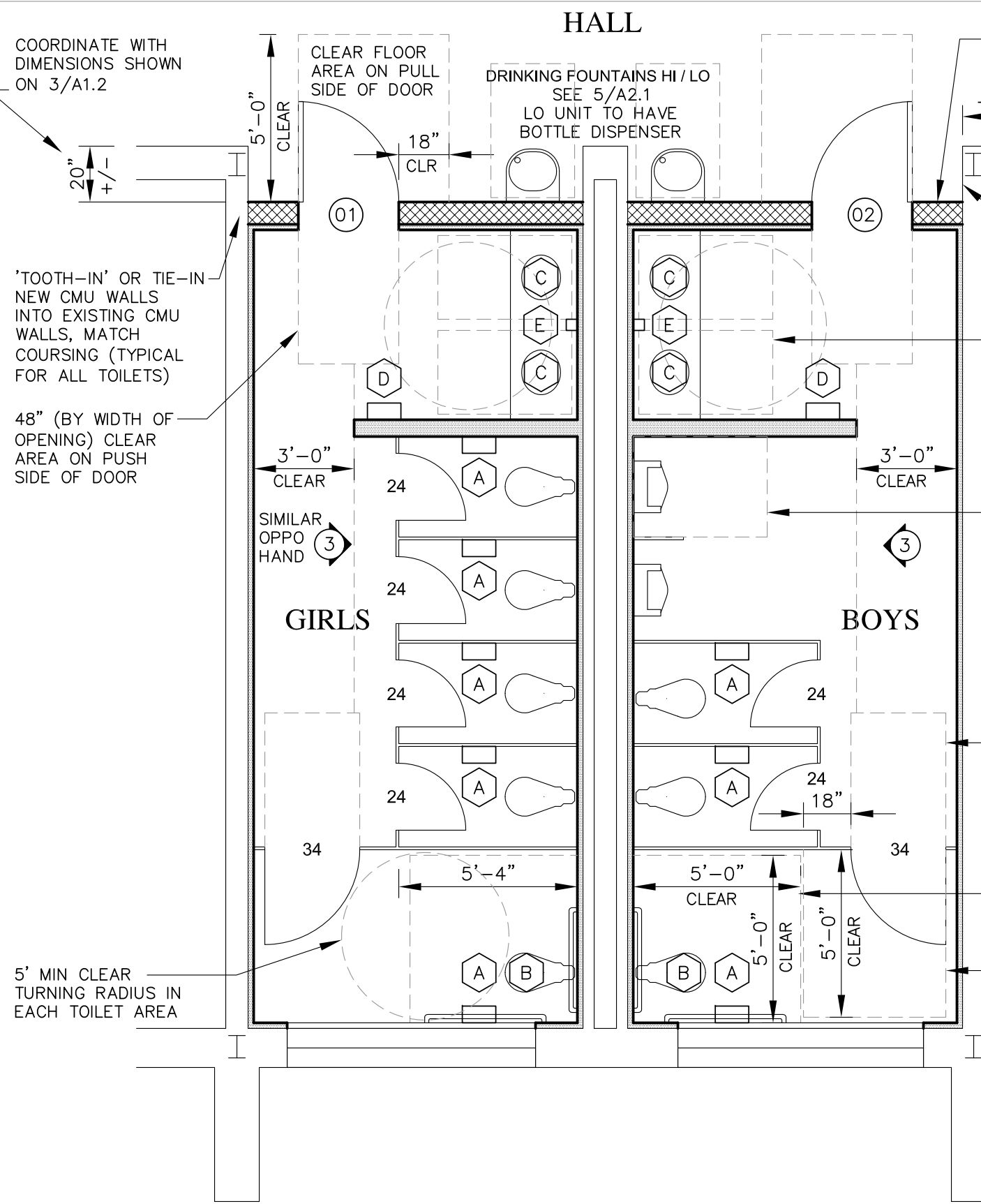
REVISION / DATE	BY
10/15/18	JAC

SHEET NO.:
A1.1
 OF

THIS DRAWING IS THE PROPERTY OF L. SCOTT BARNARD & ASSOCIATES, AIA ARCHITECTS, AND IS NOT TO BE REPRODUCED OR COPIED IN WHOLE OR IN PART WITHOUT THE PERMISSION OF SAME. IT IS NOT TO BE USED ON ANY OTHER PROJECT AND IS TO BE RETURNED ON REQUEST. SCALES STATED HEREON ARE VALID ON THE ORIGINAL DRAWING ONLY AND MAY BE CHANGED IN PROPORTION TO THE DIFFERENCE IN SIZE BETWEEN THE PRINT AND THE ORIGINAL. DO NOT SCALE DIMENSIONS FROM PRINTS. PLANS AND DETAILS ARE NOT ALWAYS DRAWN TO SCALE. USE DIMENSIONS GIVEN OR CONSULT THE ARCHITECT FOR CLARIFICATION.



1 PLAN OF 'G' STUDENT TOILETS (DEMO)
 A1.2 SCALE: 1/4"=1'-0"
 0 2' 4' 6' 8'
 1/4"=1'-0" @ 18x24
 Project North



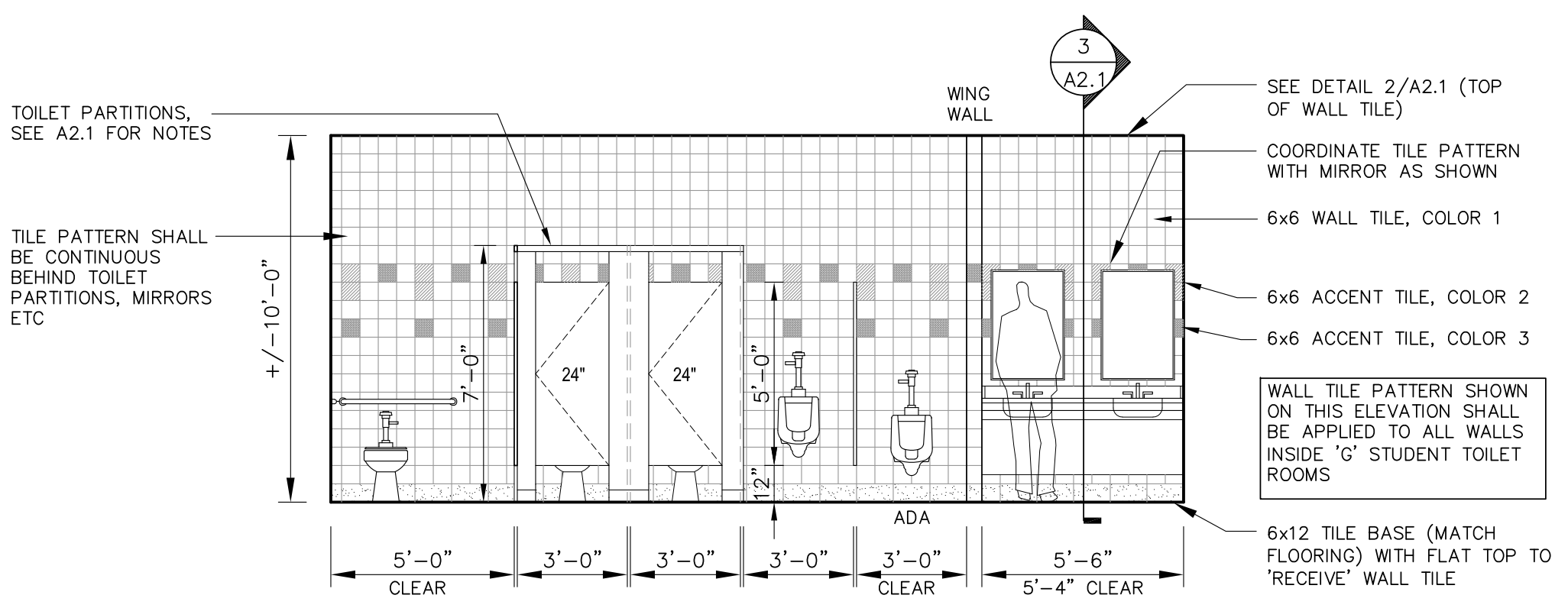
2 PLAN OF 'G' STUDENT TOILETS (NEW)
 A1.2 SCALE: 1/4"=1'-0"
 SEE A1.1 FOR TYPICAL WALL & ACCESSORY LEGENDS
 0 2' 4' 6' 8'
 1/4"=1'-0" @ 18x24
 Project North

- FINISH THE HALL SIDE OF THIS NEW WALL TO MATCH EXISTING CONDITIONS:
1. PAINT THE HALL SIDE OF THIS NEW CMU WALL, PAINT COLOR TO MATCH EXISTING CMU.
 2. PROVIDE NEW VINYL BASE TO MATCH EXISTING.
 3. PROVIDE +/-40 SF OF VCT TO MATCH EXISTING.
 4. CUT CEILING TILE, INSTALL NEW EDGE TRIM TO SUPPORT EDGE OF NEW TILES.
 5. SUBMIT SAMPLES OF FINISHES FOR APPROVAL.

PAINT EXISTING CMU WALL TO A POINT ABOUT 5' BEYOND CORNER (TO JAMB OF EXISTING DOOR) ON EAST & WEST SIDES OF TOILETS

- FINISH NOTES**
- A. ALL WALLS INSIDE GIRLS AND BOYS TOILET SHALL BE FINISHED WITH CEMENT BACKER BOARD AND WALL TILES, SEE FINISH SCHEDULE FOR DETAILS.

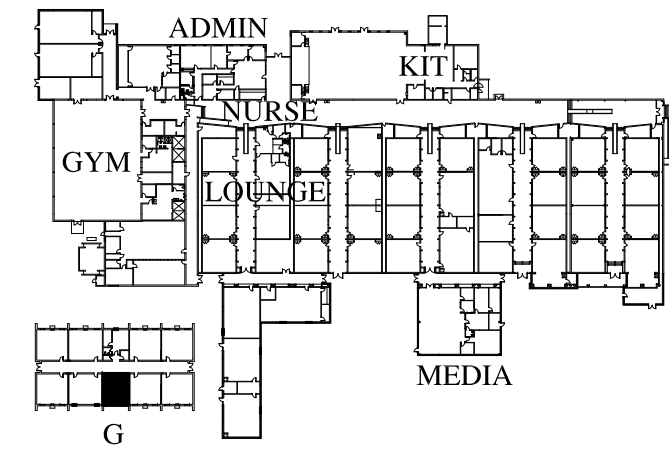
- CEILING ACCESS PANELS**
1. PROVIDE (4) TOTAL CEILING ACCESS PANELS IN TOILET AREAS INDICATED ON THIS SHEET, LOCATION TO BE DETERMINED. (COORDINATE WITH ELEC/MECH DEVICES- SEE DRAWINGS BY ROSSER ENGINEERING)
 2. BABCOCK DAVIS, RGBR, 18X18, FLUSH DRYWALL CEILING HATCH, OR APPROVED EQUAL.
 3. WITH CAM LATCH, ALUMINUM FRAME AND CONCEALED HINGE.
 5. 1 YEAR WARRANTY.
 6. INSTALL PER MANUFACTURER'S RECOMMENDATIONS.



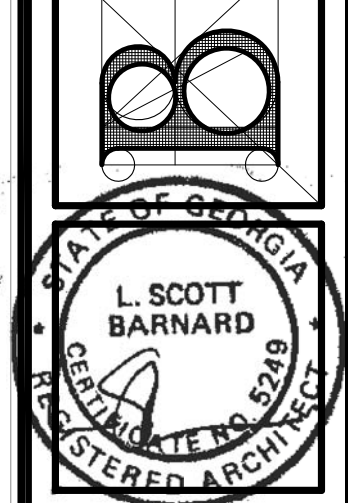
3 ELEVATION OF BOYS TOILET (GIRLS SIMILAR/OPPOSITE HAND)
 A1.2 SCALE: 1/4"=1'-0"
 0 2' 4' 6' 8'
 1/4"=1'-0" @ 18x24

WALL LEGEND

- EXISTING WALLS, PARTITIONS AND FIXTURES TO BE REMOVED
 - - - EXISTING CMU WALLS TO REMAIN
 - NEW 8" CMU WALL (LIGHT WEIGHT), PAINTED (SEE A2.3) MATCH COURSING, AND TOOTH INTO EXISTING ADJACENT MASONRY, TOP OF WALL TO 8" ABOVE CEILING
 - NEW 20 GA, 3-5/8" METAL STUDS 16"oc, BRACED TO ROOF STRUCTURE ABOVE, SEE A2.3 FOR FINISH SCHEDULE, WITH R-11 ACOUSTICAL INSULATION
 - 1" FURRING & NEW WALL TILE FINISH (SEE A2.3) OVER EXISTING MASONRY WALL
 - OPTION: MOUNT CEMENT BOARD TO MASONRY DIRECT, (ADHESIVE AND FASTENERS) SUBMIT PRODUCT INFO FOR APPROVAL
 - NEW 20 GA, 3-5/8" METAL STUDS & NEW WALL TILE FINISH (SEE A2.3) OVER EXISTING MASONRY WALL
- EXISTING DOOR TO BE REMOVED
 - NEW DOOR (SEE DOOR SCHEDULE ON A2.2)
 - DASHED LINES REPRESENT ADA CLEARANCES AT DOORS AND FIXTURES



L. SCOTT BARNARD & ASSOCIATES, AIA
 ARCHITECTURE, PLANNING, LANDSCAPE, INTERIORS, HISTORIC
 220 EAST HALL STREET SAVANNAH, GA 31401 (912)332-8173
 ASSOCIATES: ROBERT J. PORTMAN & JOHN A. CLEGG



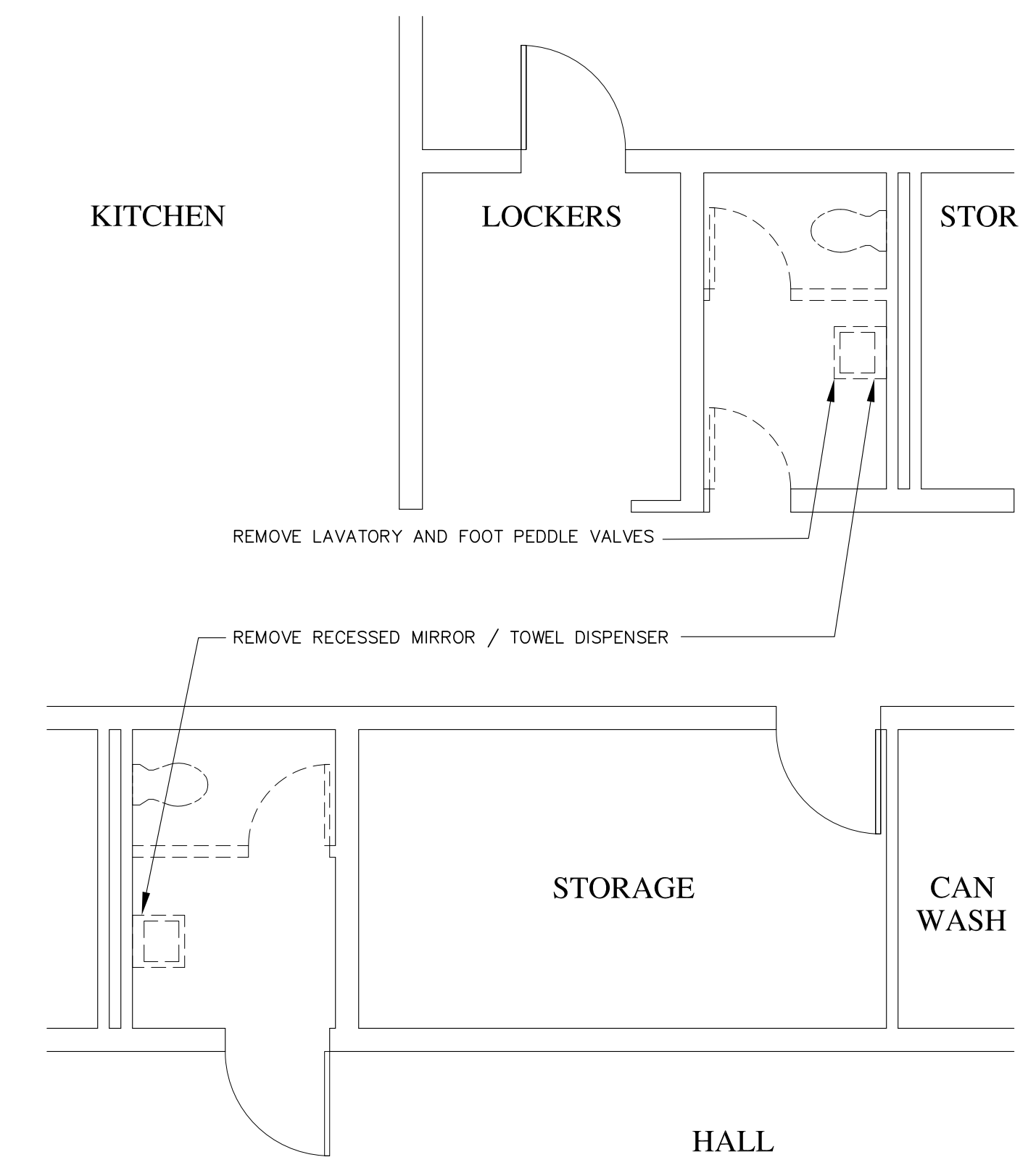
**STEM ACADEMY (AT BARTLETT)
 TOILET RENOVATION (PHASE 2)**
 207 EAST MONTGOMERY CROSS ROAD
 SAVANNAH, GEORGIA

TOILET FLOOR PLAN: 'G' WING STUDENT TOILETS

REVISION / DATE	BY
10/15/18	JAC

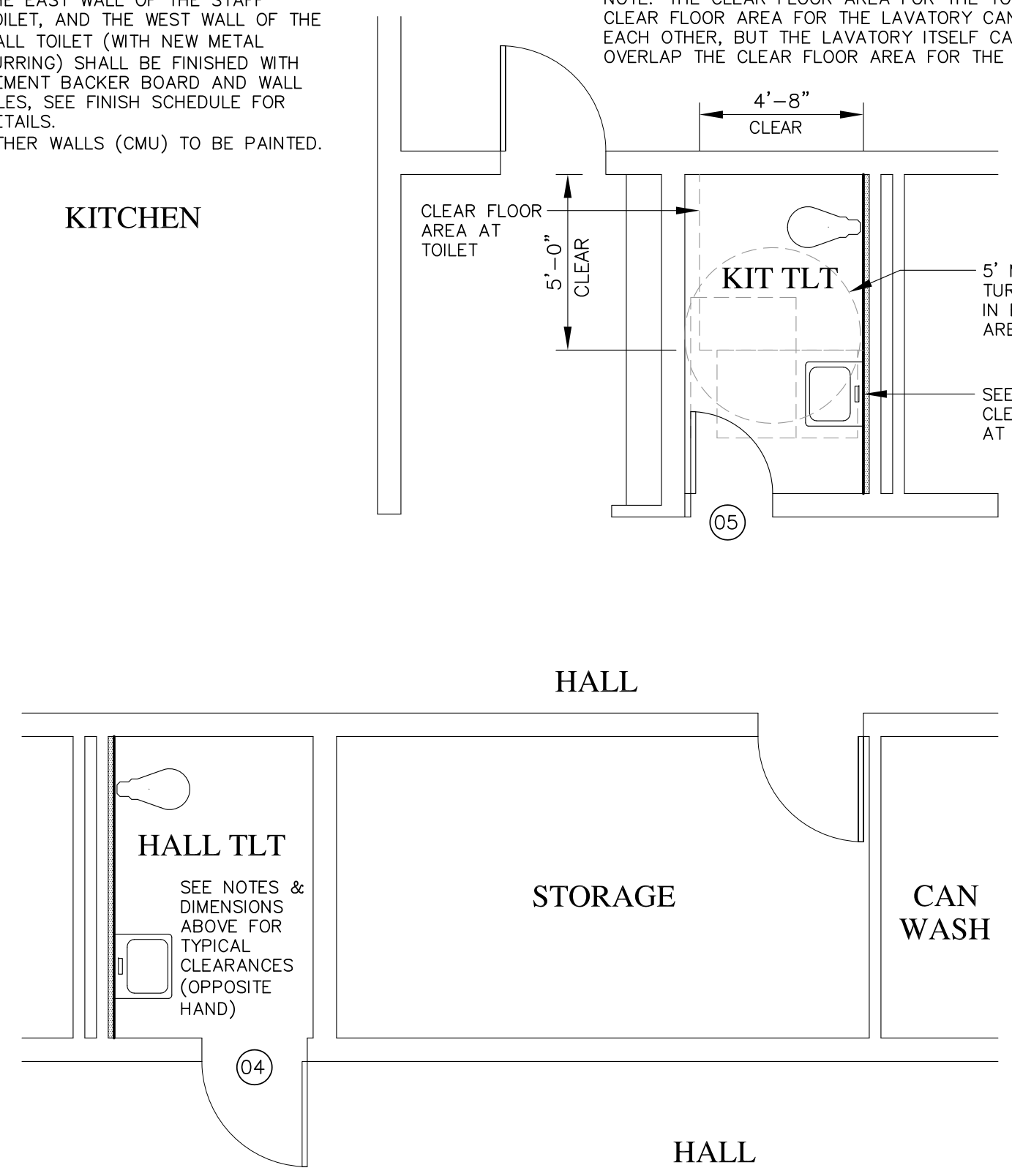
SHEET NO.: **A1.2**
 OF

THIS DRAWING IS THE PROPERTY OF L. SCOTT BARNARD & ASSOCIATES, AIA ARCHITECTS, AND IS NOT TO BE REPRODUCED OR COPIED IN WHOLE OR IN PART WITHOUT THE PERMISSION OF SAME. IT IS NOT TO BE USED ON ANY OTHER PROJECT AND IS TO BE RETURNED ON REQUEST. SCALES STATED HEREON ARE VALID ON THE ORIGINAL DRAWING ONLY AND MAY BE CHANGED IN PROPORTION TO THE DIFFERENCE IN SIZE BETWEEN THE PRINT AND THE ORIGINAL. DO NOT SCALE DIMENSIONS FROM PRINTS. PLANS AND DETAILS ARE NOT ALWAYS DRAWN TO SCALE. USE DIMENSIONS GIVEN OR CONSULT THE ARCHITECT FOR CLARIFICATION.



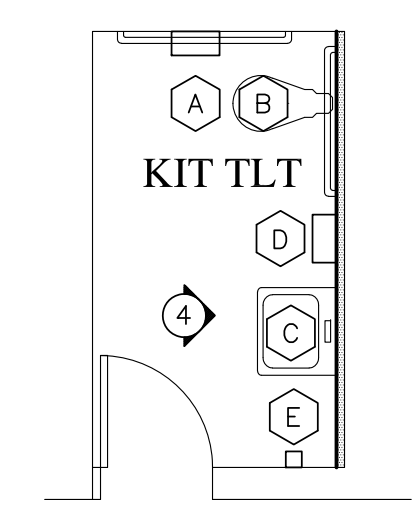
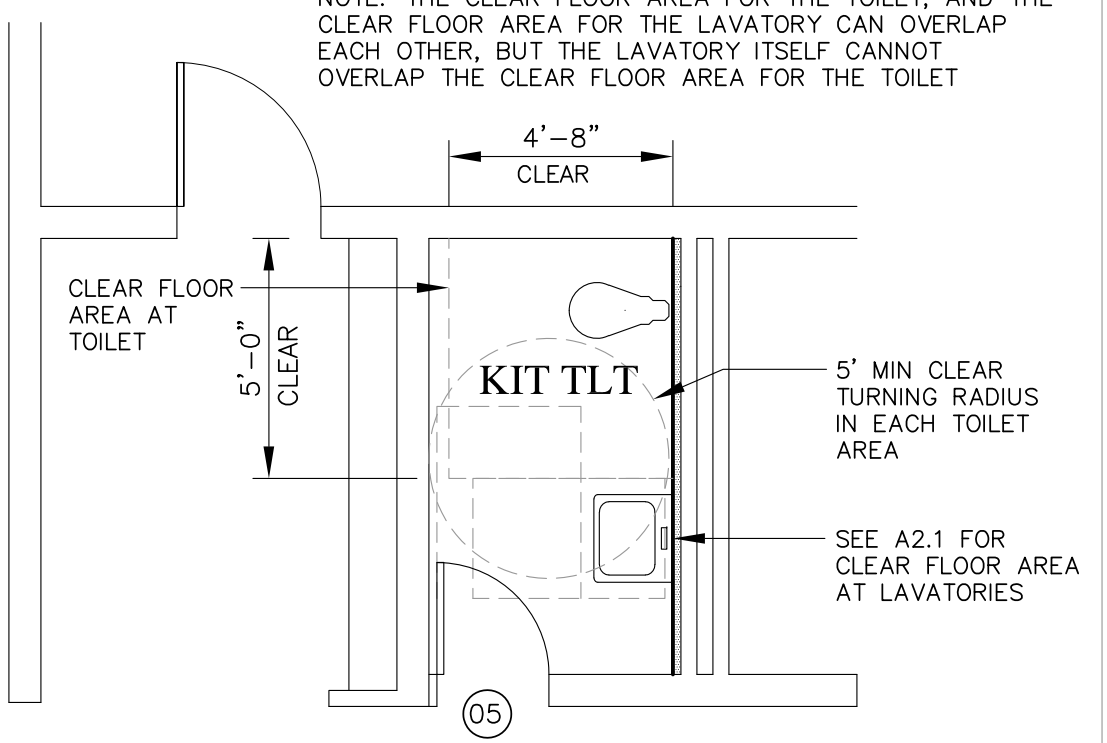
1 FLOOR PLAN OF HALL & KITCHEN TOILETS (DEMO)
 A1.3 SCALE: 1/4"=1'-0"
 0 2' 4' 6' 8'
 1/4"=1'-0" @ 18x24
 Project North

FINISH NOTES
 A. THE EAST WALL OF THE STAFF TOILET, AND THE WEST WALL OF THE HALL TOILET (WITH NEW METAL FURRING) SHALL BE FINISHED WITH CEMENT BACKER BOARD AND WALL TILES. SEE FINISH SCHEDULE FOR DETAILS.
 B. OTHER WALLS (CMU) TO BE PAINTED.

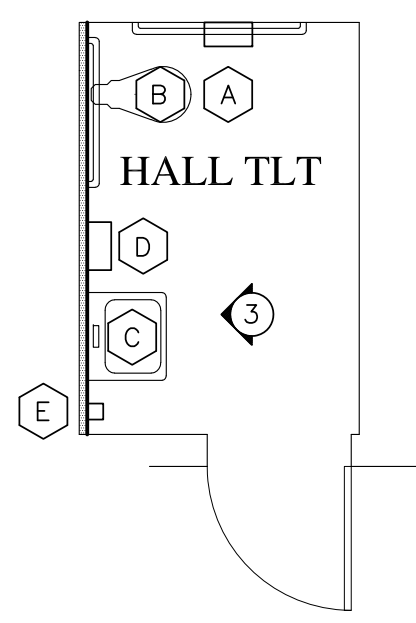


2 FLOOR PLAN OF HALL & KITCHEN TOILETS (NEW)
 A1.3 SCALE: 1/4"=1'-0"
 SEE A1.1 FOR TYPICAL WALL & ACCESSORY LEGENDS
 0 2' 4' 6' 8'
 1/4"=1'-0" @ 18x24
 Project North

TOILET CLEARANCE
 NOTE: THE CLEAR FLOOR AREA FOR THE TOILET, AND THE CLEAR FLOOR AREA FOR THE LAVATORY CAN OVERLAP EACH OTHER, BUT THE LAVATORY ITSELF CANNOT OVERLAP THE CLEAR FLOOR AREA FOR THE TOILET



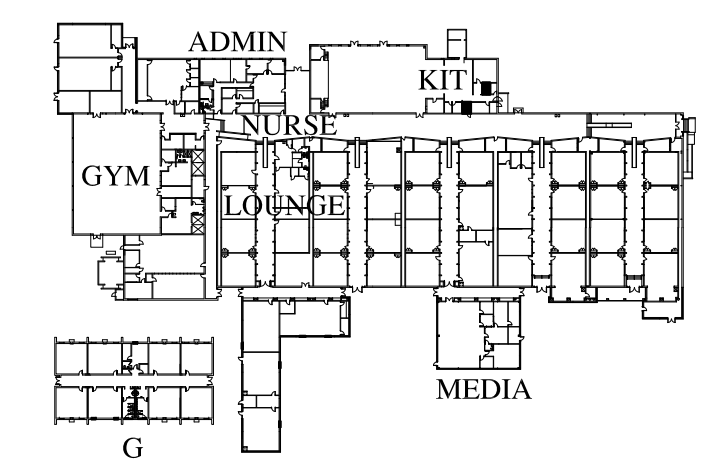
ACCESSORIES



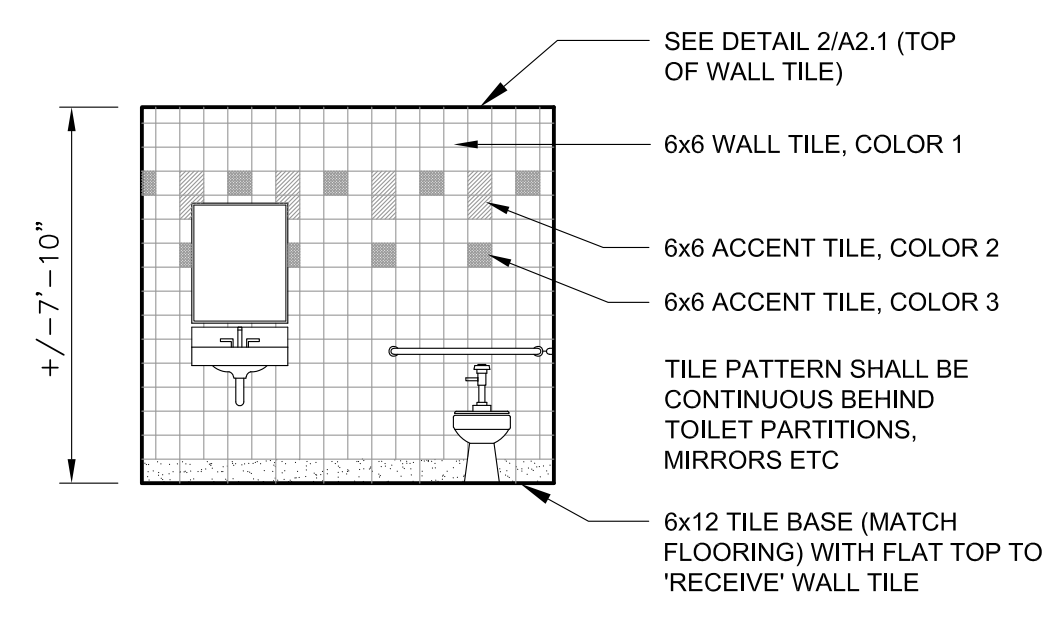
ACCESSORIES

WALL LEGEND

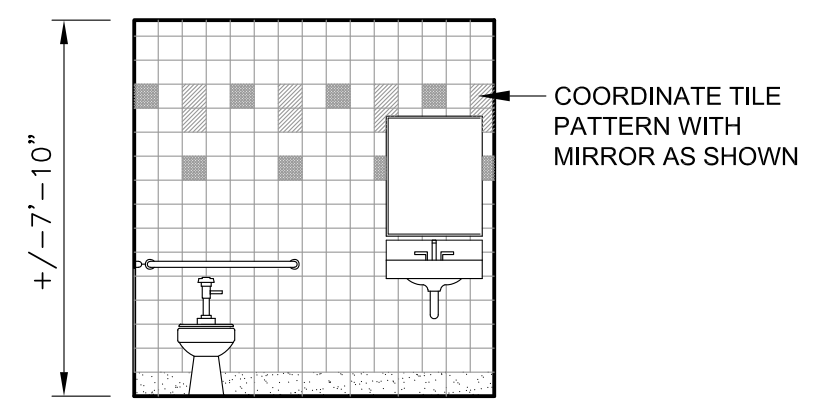
- EXISTING WALLS, PARTITIONS AND FIXTURES TO BE REMOVED
- EXISTING CMU WALLS TO REMAIN
- NEW 8" CMU WALL (LIGHT WEIGHT), PAINTED (SEE A2.3) MATCH COURSING, AND TOOTH INTO EXISTING ADJACENT MASONRY, TOP OF WALL TO 8" ABOVE CEILING
- NEW 20 GA, 3-5/8" METAL STUDS 16"oc, BRACED TO ROOF STRUCTURE ABOVE, SEE A2.3 FOR FINISH SCHEDULE, WITH R-11 ACOUSTICAL INSULATION
- 1" FURRING & NEW WALL TILE FINISH (SEE A2.3) OVER EXISTING MASONRY WALL
- OPTION: MOUNT CEMENT BOARD TO MASONRY DIRECT, (ADHESIVE AND FASTENERS) SUBMIT PRODUCT INFO FOR APPROVAL
- NEW 20 GA, 3-5/8" METAL STUDS & NEW WALL TILE FINISH (SEE A2.3) OVER EXISTING MASONRY WALL
- - - EXISTING DOOR TO BE REMOVED
- - - NEW DOOR (SEE DOOR SCHEDULE ON A2.2)
- - - DASHED LINES REPRESENT ADA CLEARANCES AT DOORS AND FIXTURES



KEY PLAN (not to scale)




3 ELEVATION OF HALL TOILET
 A1.3 SCALE: 1/4"=1'-0"
 SEE DETAIL 2/A2.1 (TOP OF WALL TILE)
 6x6 WALL TILE, COLOR 1
 6x6 ACCENT TILE, COLOR 2
 6x6 ACCENT TILE, COLOR 3
 TILE PATTERN SHALL BE CONTINUOUS BEHIND TOILET PARTITIONS, MIRRORS ETC
 6x12 TILE BASE (MATCH FLOORING) WITH FLAT TOP TO 'RECEIVE' WALL TILE



4 ELEVATION OF KIT TOILET
 A1.3 SCALE: 1/4"=1'-0"
 COORDINATE TILE PATTERN WITH MIRROR AS SHOWN

L. SCOTT BARNARD & ASSOCIATES, AIA
 ARCHITECTURE, PLANNING, LANDSCAPE, INTERIORS, HISTORIC
 220 EAST HALL STREET SAVANNAH, GA 31401 (912)832-8173
 ASSOCIATES: ROBERT J. PORTMAN & JOHN A. CLEGG

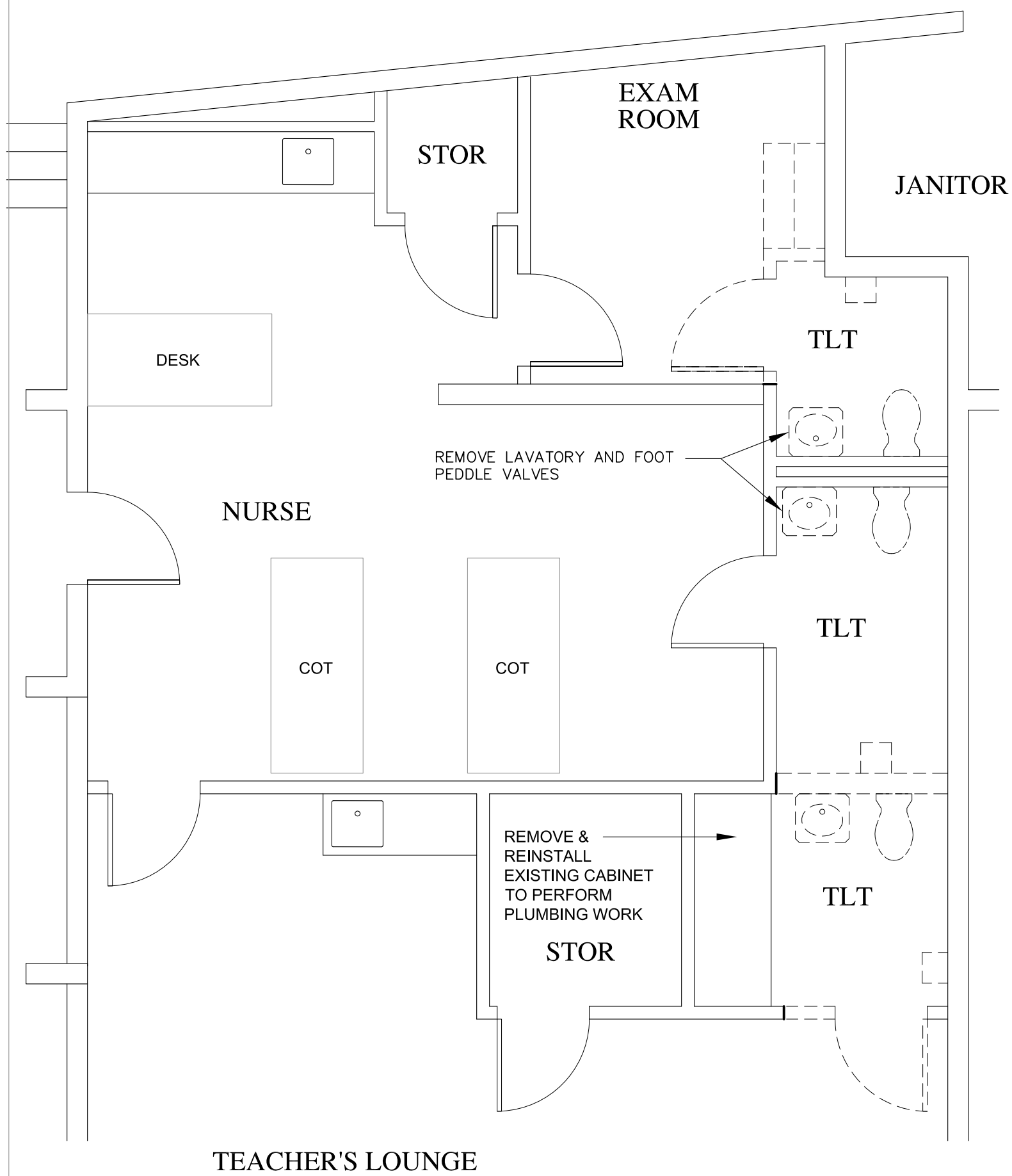


STEM ACADEMY (AT BARTLETT) TOILET RENOVATION (PHASE 2)
 207 EAST MONTGOMERY CROSS ROAD SAVANNAH, GEORGIA
TOILET FLOOR PLAN: KITCHEN & HALL TOILETS

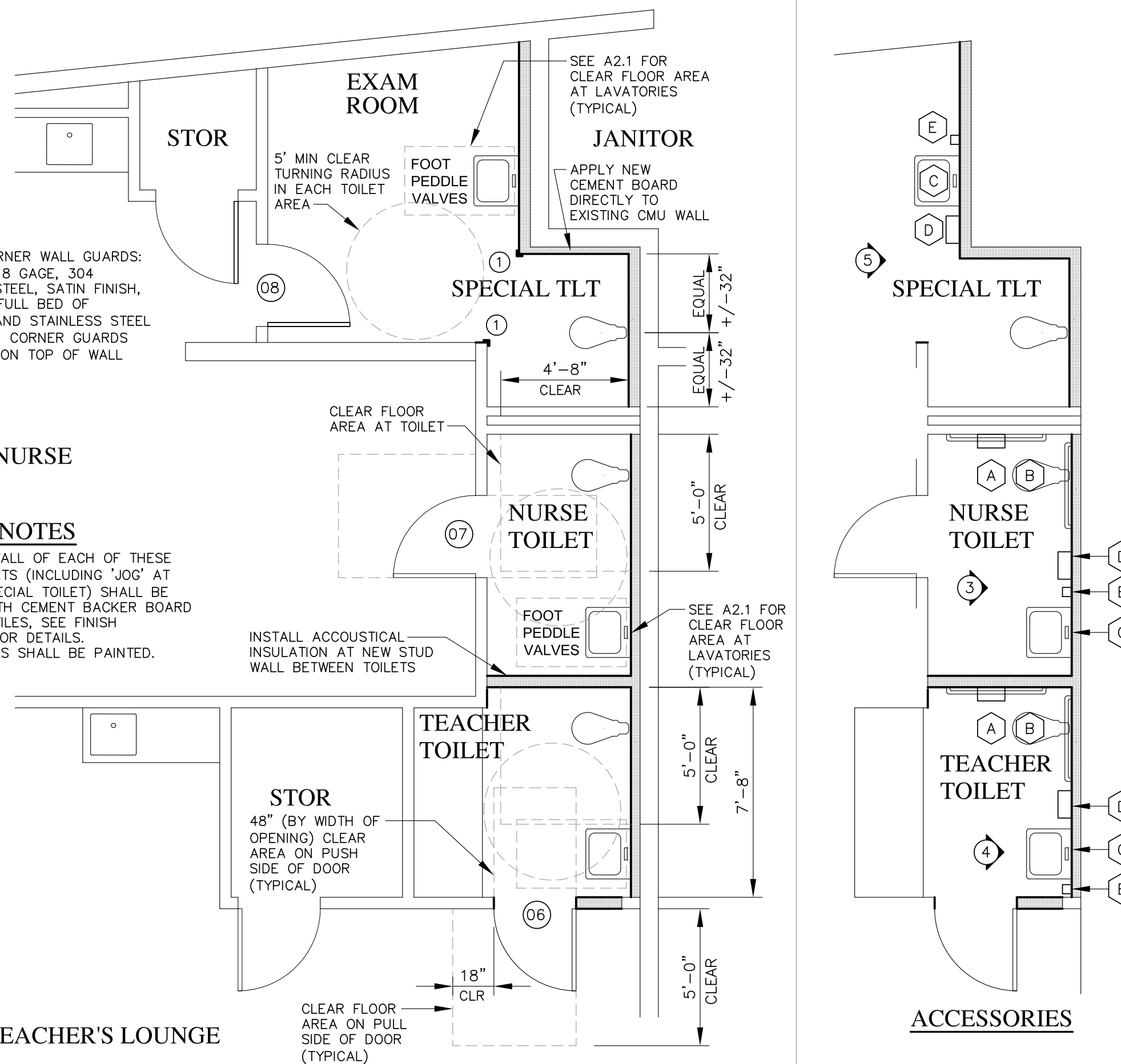
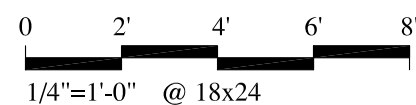
REVISION / DATE	BY
10/15/18	JAC

SHEET NO.: **A1.3**
 OF

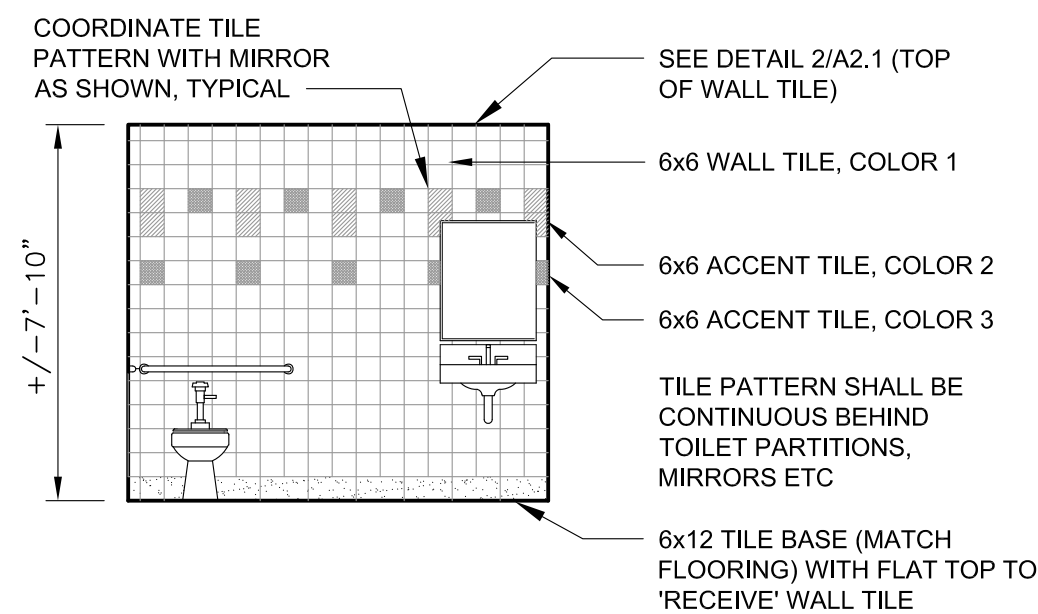
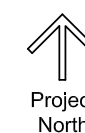
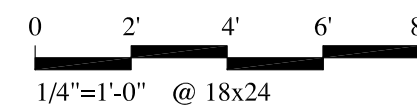
THIS DRAWING IS THE PROPERTY OF L. SCOTT BARNARD & ASSOCIATES, AIA ARCHITECTS, AND IS NOT TO BE REPRODUCED OR COPIED IN WHOLE OR IN PART WITHOUT THE PERMISSION OF SAME. IT IS NOT TO BE USED ON ANY OTHER PROJECT AND IS TO BE RETURNED ON REQUEST. SCALES STATED HEREON ARE VALID ON THE ORIGINAL DRAWING ONLY AND MAY BE CHANGED IN PROPORTION TO THE DIFFERENCE IN SIZE BETWEEN THE PRINT AND THE ORIGINAL. DO NOT SCALE DIMENSIONS FROM PRINTS. PLANS AND DETAILS ARE NOT ALWAYS DRAWN TO SCALE. USE DIMENSIONS GIVEN OR CONSULT THE ARCHITECT FOR CLARIFICATION.



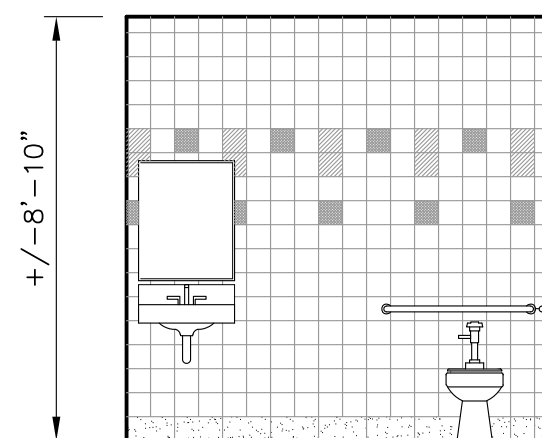
1 FLOOR PLAN OF TEACHER'S & NURSES' TOILETS (DEMO)
A1.4 SCALE: 1/4"=1'-0"



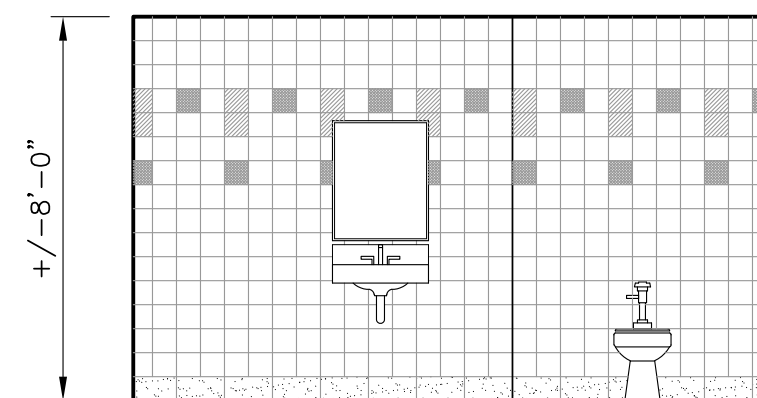
2 FLOOR PLAN OF TEACHER'S & NURSES' TOILETS (NEW)
A1.4 SCALE: 1/4"=1'-0"
SEE A1.1 FOR TYPICAL WALL & ACCESSORY LEGENDS



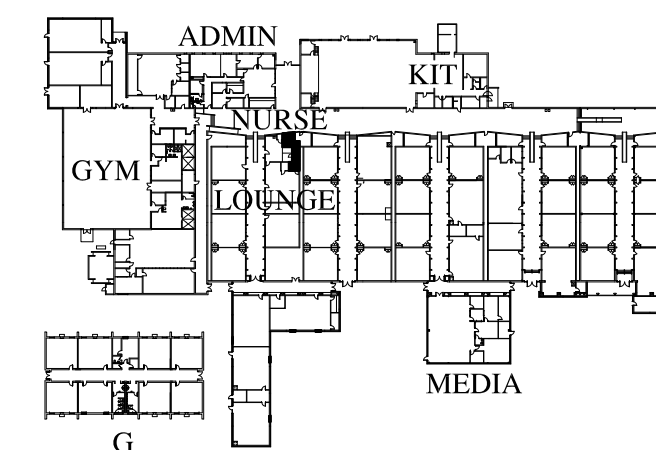
3 ELEVATION OF NURSE TOILET
A1.4 SCALE: 1/4"=1'-0"



4 ELEV OF TEACHER TOILET
A1.4 SCALE: 1/4"=1'-0"




5 ELEV OF SPECIAL TOILET
A1.4 SCALE: 1/4"=1'-0"



KEY PLAN (not to scale)

L. SCOTT BARNARD & ASSOCIATES, AIA
ARCHITECTURE, PLANNING, LANDSCAPE, INTERIORS, HISTORIC
220 EAST HALL STREET SAVANNAH, GA 31401 (912)332-8173
ASSOCIATES: ROBERT J. PORTMAN & JOHN A. CLEGG



STEM ACADEMY (AT BARTLETT)
TOILET RENOVATION (PHASE 2)
207 EAST MONTGOMERY CROSS ROAD
SAVANNAH, GEORGIA

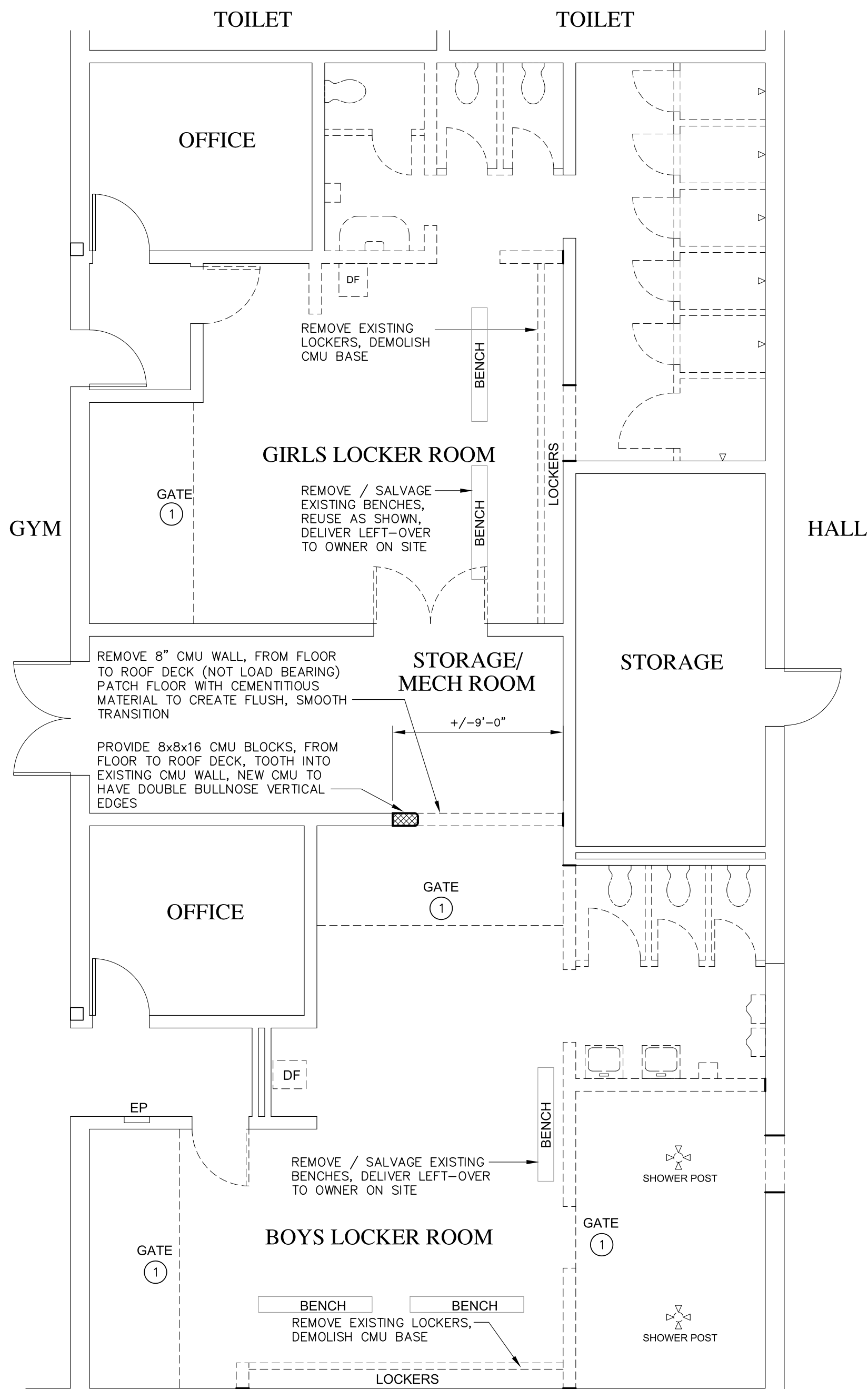
REVISION / DATE	BY
10/15/18	JAC

SHEET NO.:
A1.4
OF

TOILET FLOOR PLAN: NURSES OFFICE / TEACHERS LOUNGE

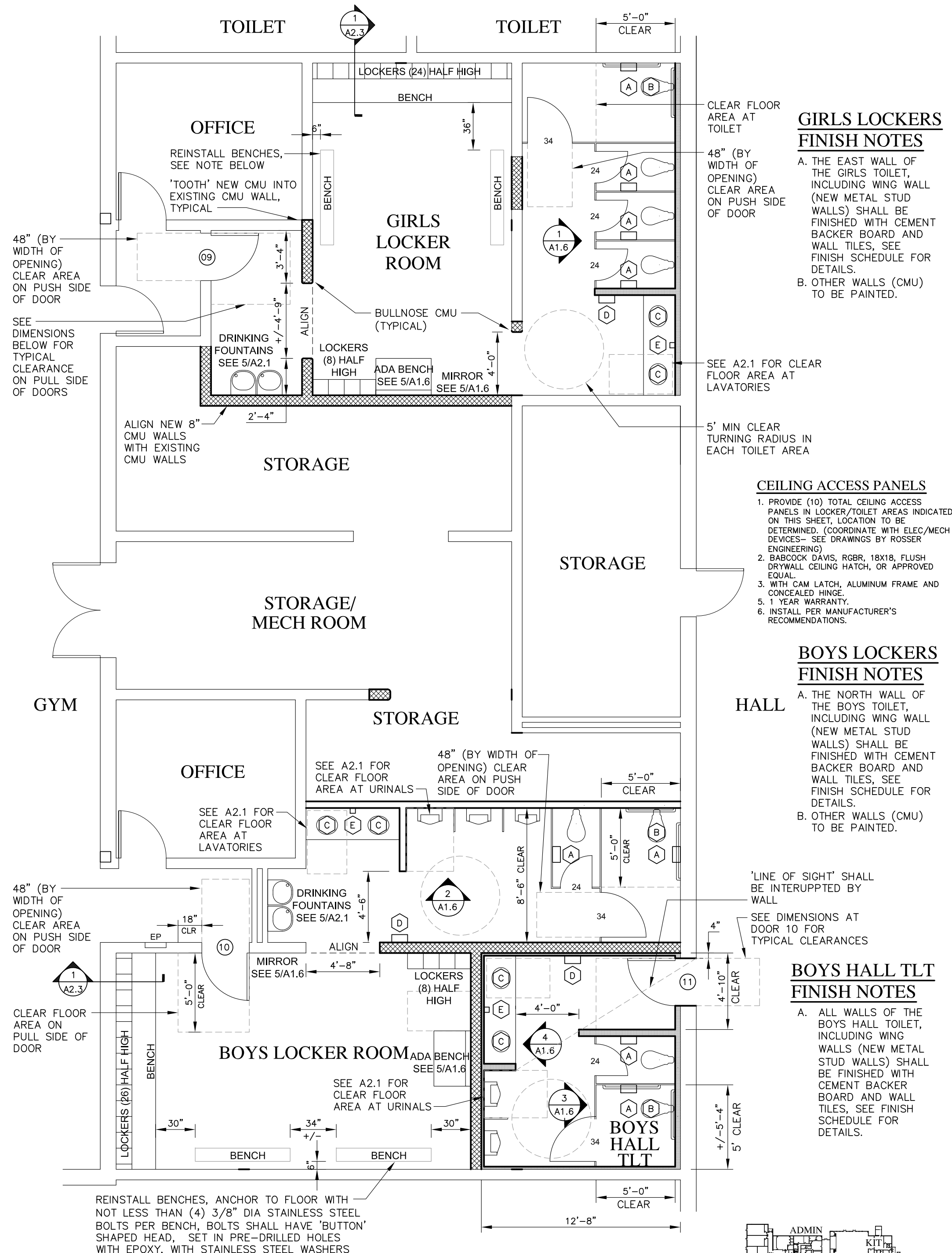
NOT FOR CONSTRUCTION

THIS DRAWING IS THE PROPERTY OF L. SCOTT BARNARD & ASSOCIATES, AIA ARCHITECTS, AND IS NOT TO BE REPRODUCED OR COPIED IN WHOLE OR IN PART WITHOUT THE PERMISSION OF SAME. IT IS NOT TO BE USED ON ANY OTHER PROJECT AND IS TO BE RETURNED ON REQUEST. SCALES STATED HEREON ARE VALID ON THE ORIGINAL DRAWING ONLY AND MAY BE CHANGED IN PROPORTION TO THE DIFFERENCE IN SIZE BETWEEN THE PRINT AND THE ORIGINAL. DO NOT SCALE DIMENSIONS FROM PRINTS. PLANS AND DETAILS ARE NOT ALWAYS DRAWN TO SCALE. USE DIMENSIONS GIVEN OR CONSULT THE ARCHITECT FOR CLARIFICATION.



- 1 REMOVE EXISTING METAL GATES AND MISC HARDWARE, PATCH HOLES IN CMU WALLS, (THE EXISTING MAIN STEEL BEAM ABOVE THE CEILING SHALL REMAIN)

1 FLOOR PLAN OF LOCKERS AT GYM (DEMO)
 A1.5 SCALE: 3/16"=1'-0"
 0 3' 6' 9' 12'
 3/16"=1'-0" @ 18x24
 Project North



- 1 48" (BY WIDTH OF OPENING) CLEAR AREA ON PUSH SIDE OF DOOR
- SEE DIMENSIONS BELOW FOR TYPICAL CLEARANCE ON PULL SIDE OF DOORS
- REINSTALL BENCHES, ANCHOR TO FLOOR WITH NOT LESS THAN (4) 3/8" DIA STAINLESS STEEL BOLTS PER BENCH, BOLTS SHALL HAVE 'BUTTON' SHAPED HEAD, SET IN PRE-DRILLED HOLES WITH EPOXY, WITH STAINLESS STEEL WASHERS

2 FLOOR PLAN OF LOCKERS AT GYM (NEW)
 A1.5 SCALE: 3/16"=1'-0"
 SEE A1.1 FOR TYPICAL WALL & ACCESSORY LEGENDS
 0 3' 6' 9' 12'
 3/16"=1'-0" @ 18x24
 Project North

GIRLS LOCKERS FINISH NOTES

- A. THE EAST WALL OF THE GIRLS TOILET, INCLUDING WING WALL (NEW METAL STUD WALLS) SHALL BE FINISHED WITH CEMENT BACKER BOARD AND WALL TILES, SEE FINISH SCHEDULE FOR DETAILS.
- B. OTHER WALLS (CMU) TO BE PAINTED.

CEILING ACCESS PANELS

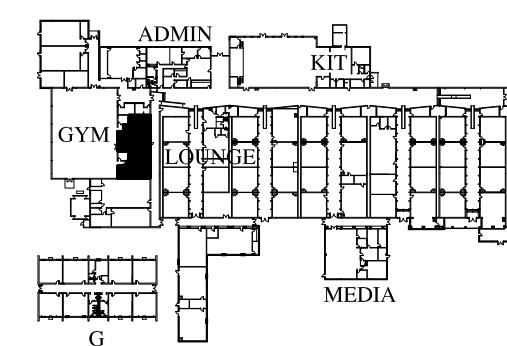
1. PROVIDE (10) TOTAL CEILING ACCESS PANELS IN LOCKER/TOILET AREAS INDICATED ON THIS SHEET, LOCATION TO BE DETERMINED. (COORDINATE WITH ELEC/MECH DEVICES- SEE DRAWINGS BY ROSSER ENGINEERING)
2. BABCOCK DAVIS, ROBR, 18X18, FLUSH DRYWALL CEILING HATCH, OR APPROVED EQUAL.
3. WITH CAM LATCH, ALUMINUM FRAME AND CONCEALED HINGE.
5. 1 YEAR WARRANTY.
6. INSTALL PER MANUFACTURER'S RECOMMENDATIONS.

BOYS LOCKERS FINISH NOTES

- A. THE NORTH WALL OF THE BOYS TOILET, INCLUDING WING WALL (NEW METAL STUD WALLS) SHALL BE FINISHED WITH CEMENT BACKER BOARD AND WALL TILES, SEE FINISH SCHEDULE FOR DETAILS.
- B. OTHER WALLS (CMU) TO BE PAINTED.

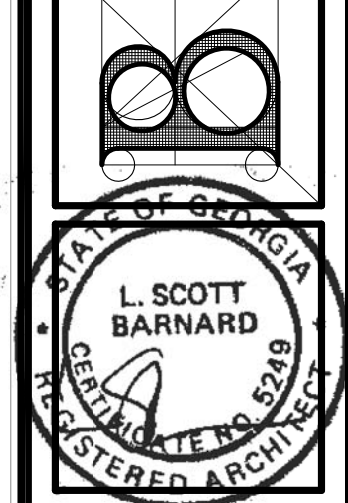
BOYS HALL TLT FINISH NOTES

- A. ALL WALLS OF THE BOYS HALL TOILET, INCLUDING WING WALLS (NEW METAL STUD WALLS) SHALL BE FINISHED WITH CEMENT BACKER BOARD AND WALL TILES, SEE FINISH SCHEDULE FOR DETAILS.



KEY PLAN (not to scale)

L. SCOTT BARNARD & ASSOCIATES, AIA
 ARCHITECTURE, PLANNING, LANDSCAPE, INTERIORS, HISTORIC
 220 EAST HALL STREET SAVANNAH, GA 31401
 ASSOCIATES: ROBERT J. PORTMAN & JOHN A. CLEGG



**STEM ACADEMY (AT BARTLETT)
 TOILET RENOVATION (PHASE 2)**
 207 EAST MONTGOMERY CROSS ROAD
 SAVANNAH, GEORGIA

REVISION / DATE	BY
10/15/18	JAC


SHEET NO.:
A1.5
 OF

TOILET FLOOR PLAN: GYM LOCKERS

NOT FOR CONSTRUCTION

THIS DRAWING IS THE PROPERTY OF L. SCOTT BARNARD & ASSOCIATES, AIA ARCHITECTS, AND IS NOT TO BE REPRODUCED OR COPIED IN WHOLE OR IN PART WITHOUT THE PERMISSION OF SAME. IT IS NOT TO BE USED ON ANY OTHER PROJECT AND IS TO BE RETURNED ON REQUEST. SCALES STATED HEREON ARE VALID ON THE ORIGINAL DRAWING ONLY AND MAY BE CHANGED IN PROPORTION TO THE DIFFERENCE IN SIZE BETWEEN THE PRINT AND THE ORIGINAL. DO NOT SCALE DIMENSIONS FROM PRINTS. PLANS AND DETAILS ARE NOT ALWAYS DRAWN TO SCALE. USE DIMENSIONS GIVEN OR CONSULT THE ARCHITECT FOR CLARIFICATION.

L. SCOTT BARNARD & ASSOCIATES, AIA
 ARCHITECTURE, PLANNING, LANDSCAPE, INTERIORS, HISTORIC
 220 EAST HALL STREET SAVANNAH, GA 31401 (912)332-8173
 ASSOCIATES: ROBERT J. PORTMAN & JOHN A. CLEGG



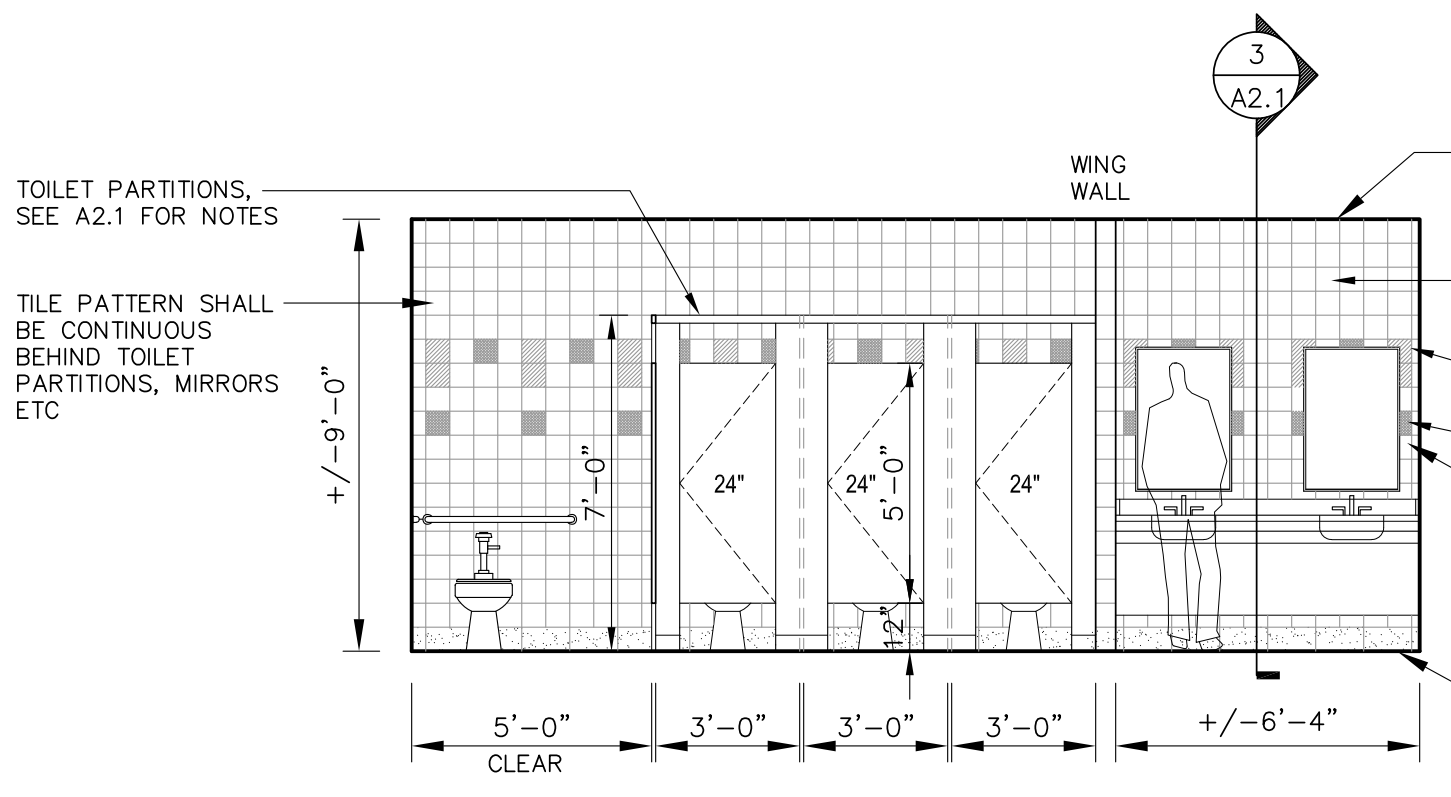
**STEM ACADEMY (AT BARTLETT)
 TOILET RENOVATION (PHASE 2)**
 207 EAST MONTGOMERY CROSS ROAD
 SAVANNAH, GEORGIA

REVISION / DATE	BY

SHEET NO.:
A1.6
 OF

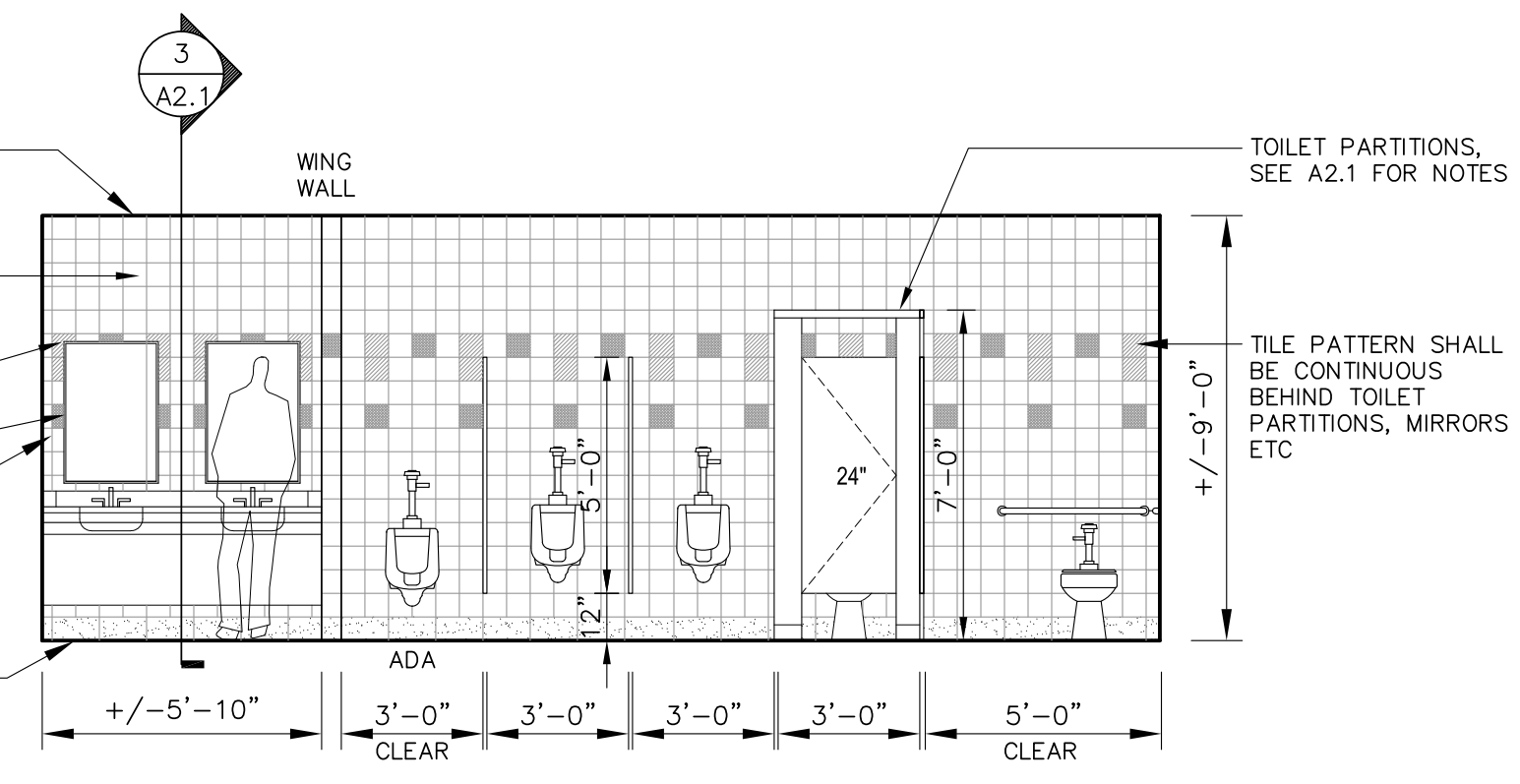
TOILET ELEVATIONS: GYM LOCKERS

NOT FOR CONSTRUCTION

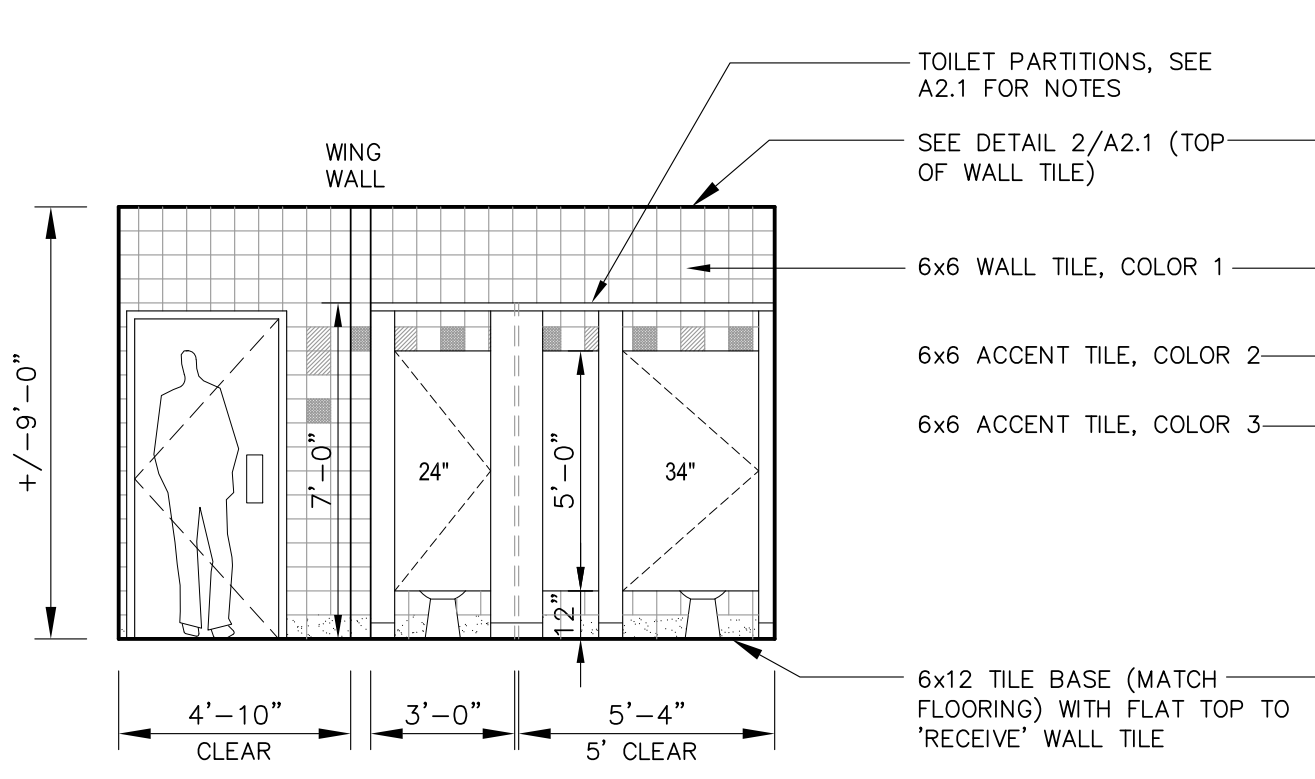


1 ELEVATION OF GIRLS TOILET (GYM LOCKERS)
 A1.6 SCALE: 1/4"=1'-0"
 0 2' 4' 6' 8'
 1/4"=1'-0" @ 18x24

PROVIDE WALL TILE ONLY AT 'WET' WALL OF EACH LOCKER TOILET, INCLUDING WING WALL. TILE PATTERN SHALL BE CONTINUOUS BEHIND MIRRORS AND TOILET PARTITIONS.

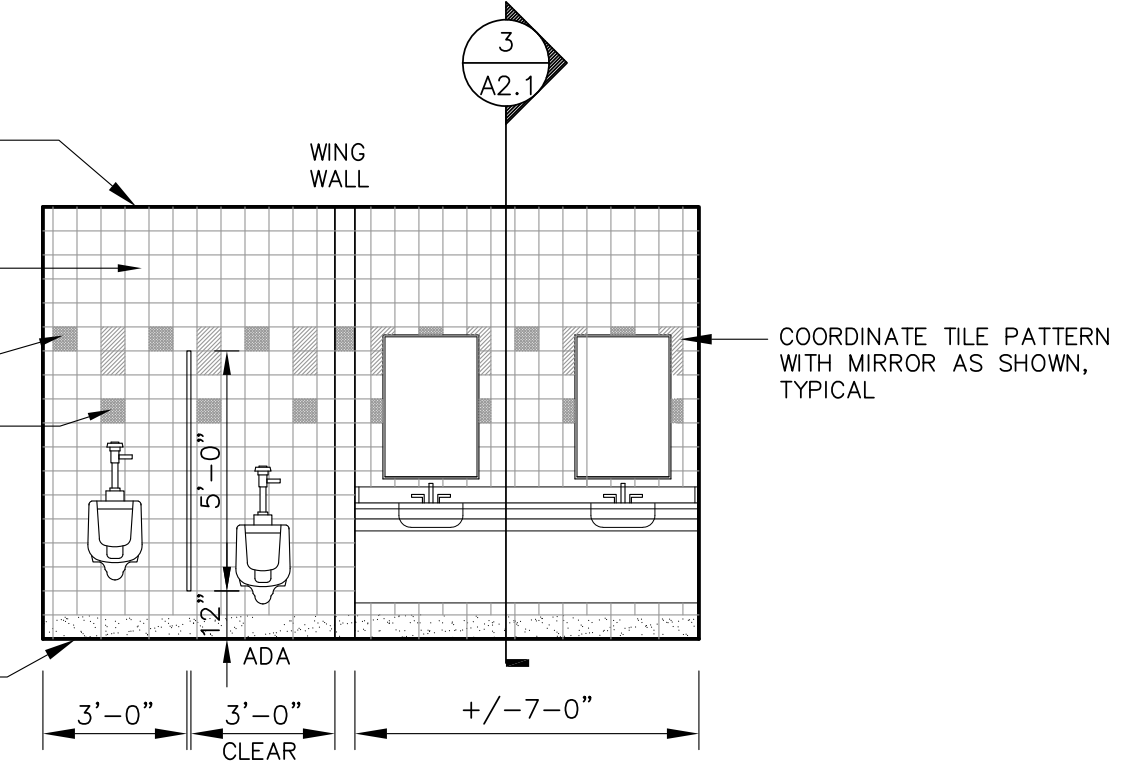


2 ELEVATION OF BOYS TOILET (GYM LOCKERS)
 A1.6 SCALE: 1/4"=1'-0"
 0 2' 4' 6' 8'
 1/4"=1'-0" @ 18x24

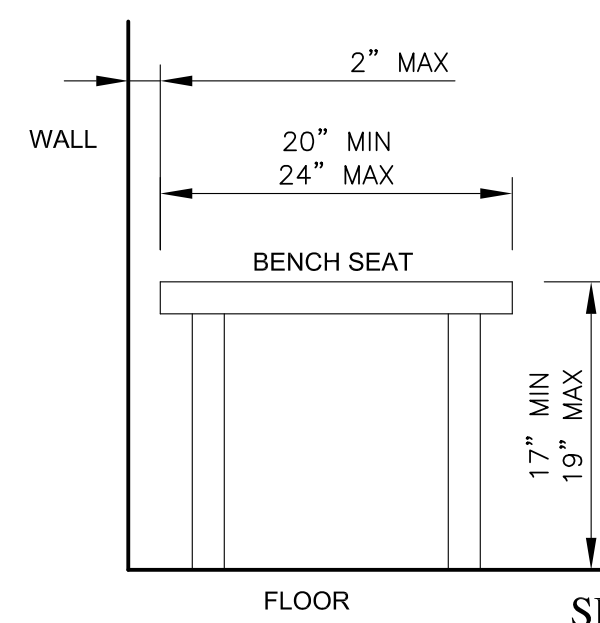


3 ELEV OF BOYS TOILET (HALL)
 A1.6 SCALE: 1/4"=1'-0"
 0 2' 4' 6'
 1/4"=1'-0" @ 18x24

PROVIDE WALL TILE ONLY AT 'WET' WALLS OF TOILET, INCLUDING WING WALLS. TILE PATTERN SHALL BE CONTINUOUS BEHIND MIRRORS AND TOILET PARTITIONS.

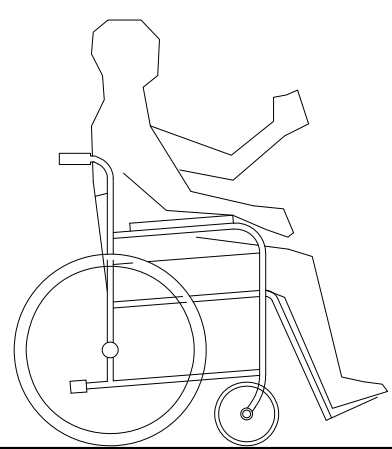


4 ELEV OF BOYS TOILET (HALL)
 A1.6 SCALE: 1/4"=1'-0"
 0 2' 4' 6'
 1/4"=1'-0" @ 18x24

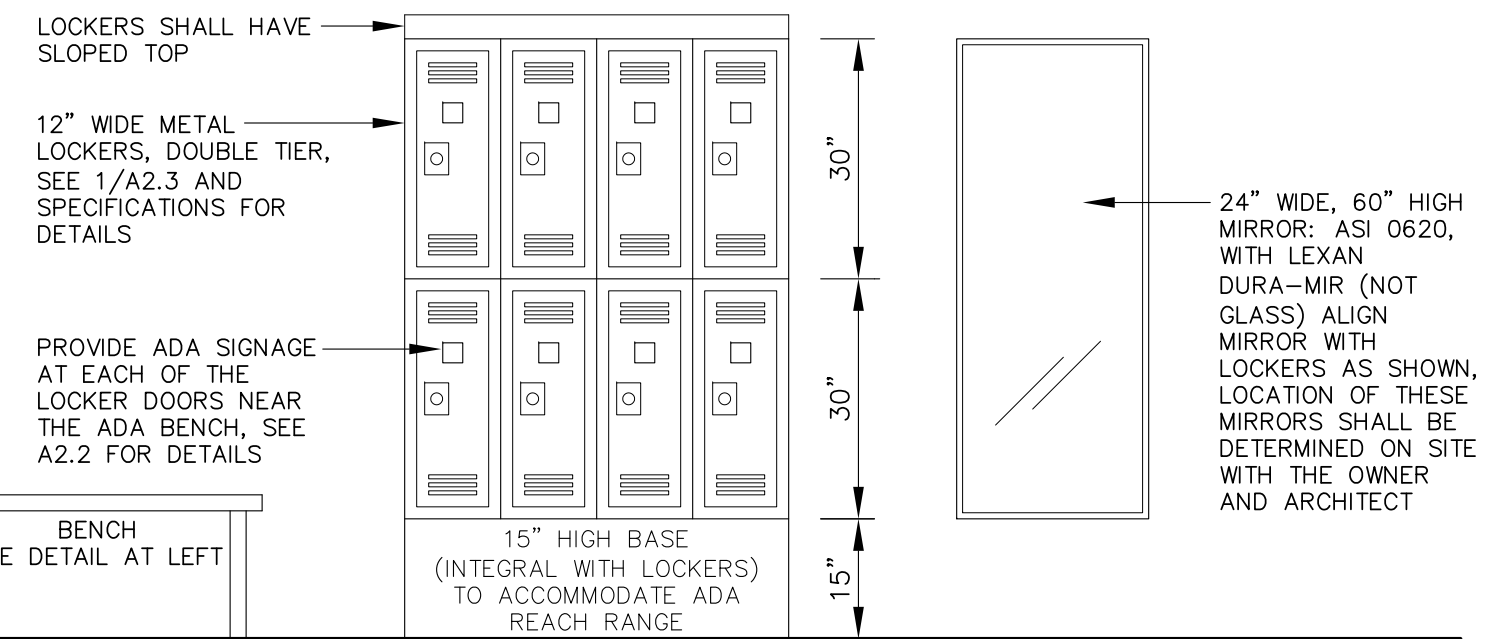


SECTION THRU BENCH
 SCALE: 1"=1'-0"

- ADA BENCH**
- 42" LONG, ALUMINUM BENCH, WITH ANODIZED FINISH, COMPLIANT WITH ADA, 3 YEAR WARRANTY ON MATERIALS AND WORKMANSHIP.
 - SEE FLOOR PLAN FOR LOCATION AND CLEAR FLOOR AREA.
 - WALL SHALL PROVIDE BACK SUPPORT.
 - STRUCTURAL STRENGTH: MATERIALS SHALL WITHSTAND 250 LBS APPLIED HORIZONTALLY OR VERTICALLY AT ANY POINT ON THE SEAT, FASTENER, MOUNTING DEVICE OR SUPPORT STRUCTURE.
 - ANCHOR BENCHES TO FLOOR PER MFR RECOMMENDATIONS, BUT NOT LESS THAN (4) 3/8" DIA STAINLESS STEEL BOLTS PER BENCH, BOLTS SHALL HAVE 'BUTTON' SHAPED HEAD, SET IN PRE-DRILLED HOLES WITH EPOXY, WITH STAINLESS STEEL WASHERS.
 - BENCHES SHALL BE BY SALSBURY INDUSTRIES OR EQUAL, (800) 562-5377.
 - SUBMIT PRODUCT DATA OR SHOP DRAWINGS FOR APPROVAL.



BENCH
 SEE DETAIL AT LEFT

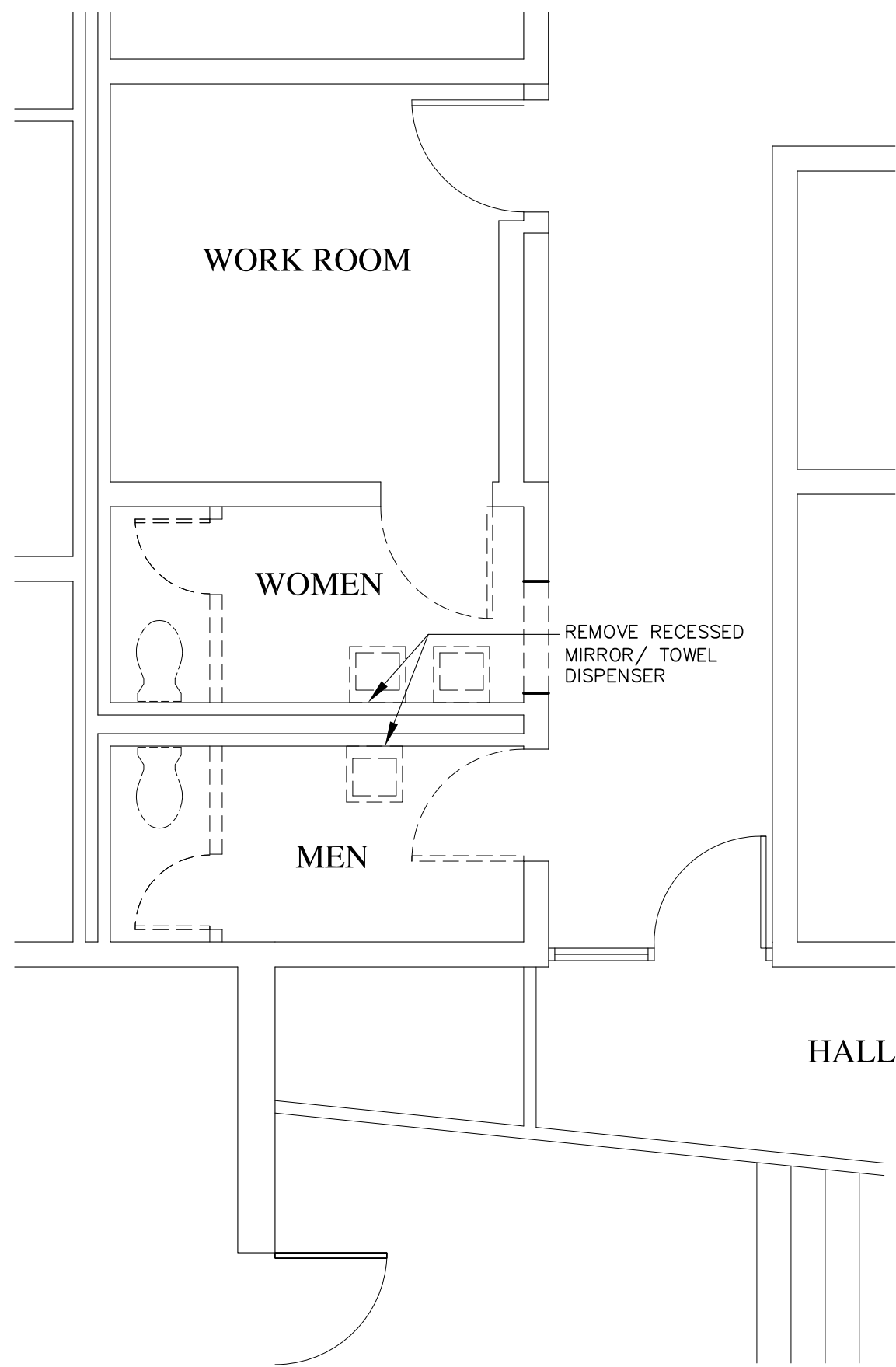


ELEVATION OF BENCH / MIRROR / LOCKER
 SCALE: 1/2"=1'-0"

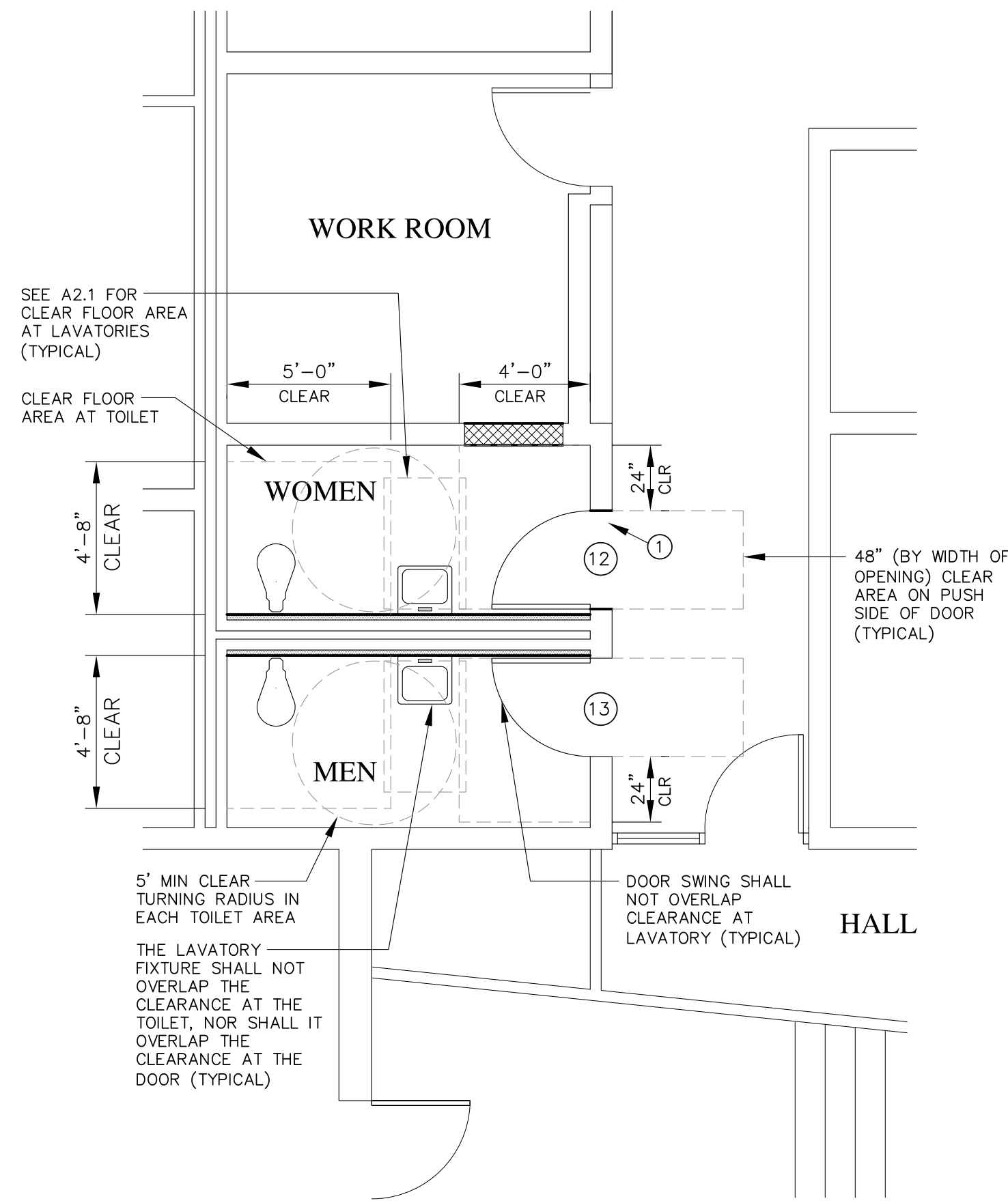
DOOR OPERATION FOR ALL LOCKERS AT ADA LOCATION SHALL BE ADA ACCESSIBLE: OPERATING MECHANISM SHALL BE OPERABLE WITH ONE HAND AND NOT REQUIRE TIGHT GRASPING, PINCHING OR TWISTING OF THE WRIST, THE FORCE TO OPERATE CONTROLS SHALL BE NO GREATER THAN 5 LBF

5 DETAIL OF ADA BENCH / MIRROR / LOCKER
 A1.6 SCALE: 1"=1'-0"

THIS DRAWING IS THE PROPERTY OF L. SCOTT BARNARD & ASSOCIATES, AIA ARCHITECTS, AND IS NOT TO BE REPRODUCED OR COPIED IN WHOLE OR IN PART WITHOUT THE PERMISSION OF SAME. IT IS NOT TO BE USED ON ANY OTHER PROJECT AND IS TO BE RETURNED ON REQUEST. SCALES STATED HEREON ARE VALID ON THE ORIGINAL DRAWING ONLY AND MAY BE CHANGED IN PROPORTION TO THE DIFFERENCE IN SIZE BETWEEN THE PRINT AND THE ORIGINAL. DO NOT SCALE DIMENSIONS FROM PRINTS. PLANS AND DETAILS ARE NOT ALWAYS DRAWN TO SCALE. USE DIMENSIONS GIVEN OR CONSULT THE ARCHITECT FOR CLARIFICATION.



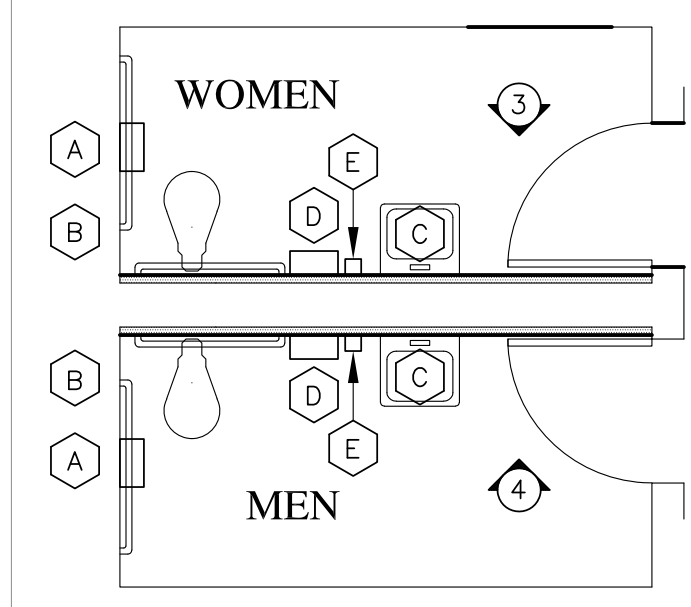
1 FLOOR PLAN OF ADMINISTRATION TOILETS (DEMO)
 A1.7 SCALE: 1/4"=1'-0"
 0 2' 4' 6' 8'
 1/4"=1'-0" @ 18x24



2 FLOOR PLAN OF ADMINISTRATION TOILETS (NEW)
 A1.7 SCALE: 1/4"=1'-0"
 SEE A1.1 FOR TYPICAL WALL & ACCESSORY LEGENDS
 0 2' 4' 6' 8'
 1/4"=1'-0" @ 18x24



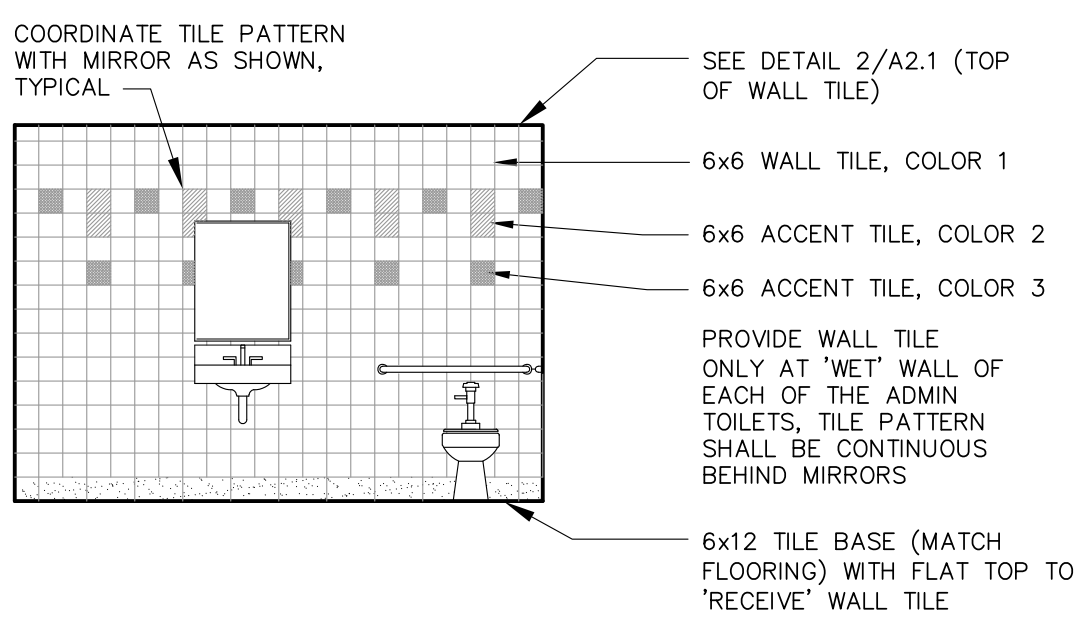
① PROVIDE PRECAST LINTEL AT HEAD OF DOOR OPENING: 8"x8", 8" BEARING ON BOTH SIDES, (3'-4" WIDE MASONRY OPENING MAX) REINFORCED / ENGINEERED BY MFR TO SUPPORT 1,800 LBS/LF, 3,000 PSI CONCRETE (OPTION: WELDED DOOR FRAME, WITH SITE BUILT, REINFORCED HEADER, SUBMIT DETAILS FOR APPROVAL)



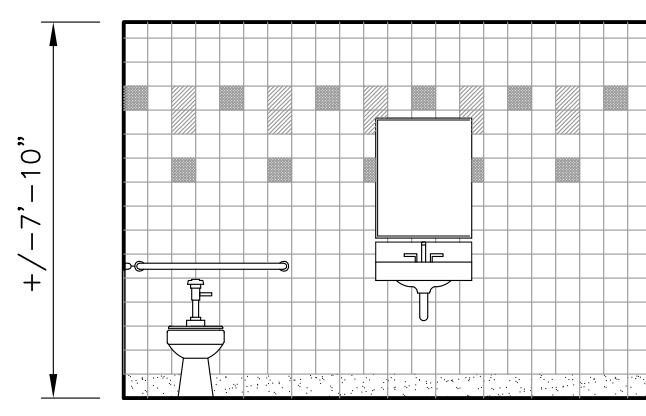
ACCESSORIES

FINISH NOTES

- A. REMOVE EXISTING WALL TILE (AND SETTING BED, ETC. DOWN TO CMU) AT THE SOUTH WALL OF THE WOMENS TOILET; AND THE NORTH WALL OF THE MENS TOILET.
- B. THE SOUTH WALL OF THE WOMENS TOILET; AND THE NORTH WALL OF THE MENS TOILET (NEW METAL FURRING) SHALL BE FINISHED WITH CEMENT BACKER BOARD AND WALL TILES, SEE FINISH SCHEDULE FOR DETAILS.
- C. OTHER WALLS SHALL BE PAINTED.



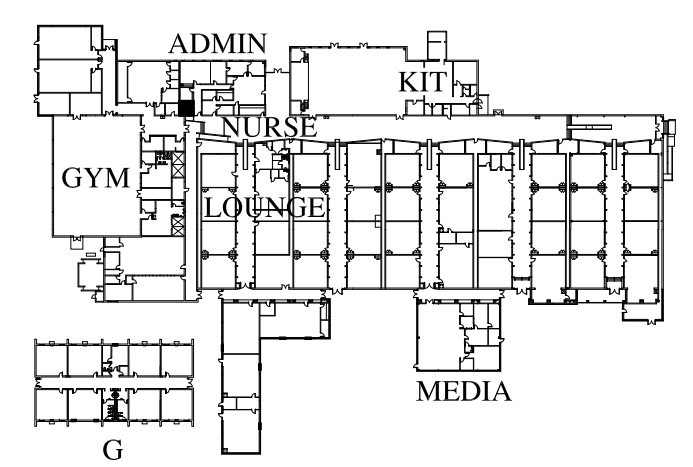
3 ELEVATION OF ADMIN WOMENS TOILET
 A1.7 SCALE: 1/4"=1'-0"



4 ELEVATION OF ADMIN MENS TOILET
 A1.7 SCALE: 1/4"=1'-0"


WALL LEGEND

- EXISTING WALLS, PARTITIONS AND FIXTURES TO BE REMOVED
- EXISTING CMU WALLS TO REMAIN
- NEW 8" CMU WALL (LIGHT WEIGHT), PAINTED (SEE A2.3) MATCH COURSING, AND TOOTH INTO EXISTING ADJACENT MASONRY, TOP OF WALL TO 8" ABOVE CEILING
- NEW 20 GA, 3-5/8" METAL STUDS 16"oc, BRACED TO ROOF STRUCTURE ABOVE, SEE A2.3 FOR FINISH SCHEDULE, WITH R-11 ACOUSTICAL INSULATION
- 1" FURRING & NEW WALL TILE FINISH (SEE A2.3) OVER EXISTING MASONRY WALL
- OPTION: MOUNT CEMENT BOARD TO MASONRY DIRECT, (ADHESIVE AND FASTENERS) SUBMIT PRODUCT INFO FOR APPROVAL
- NEW 20 GA, 3-5/8" METAL STUDS & NEW WALL TILE FINISH (SEE A2.3) OVER EXISTING MASONRY WALL
- EXISTING DOOR TO BE REMOVED
- NEW DOOR (SEE DOOR SCHEDULE ON A2.2)
- DASHED LINES REPRESENT ADA CLEARANCES AT DOORS AND FIXTURES



KEY PLAN (not to scale)

L. SCOTT BARNARD & ASSOCIATES, AIA
 ARCHITECTURE, PLANNING, LANDSCAPE, INTERIORS, HISTORIC
 220 EAST HALL STREET SAVANNAH, GA 31401 (912)332-8173
 ASSOCIATES: ROBERT J. PORTMAN & JOHN A. CLEGG



STEM ACADEMY (AT BARTLETT) TOILET RENOVATION (PHASE 2)
 207 EAST MONTGOMERY CROSS ROAD SAVANNAH, GEORGIA

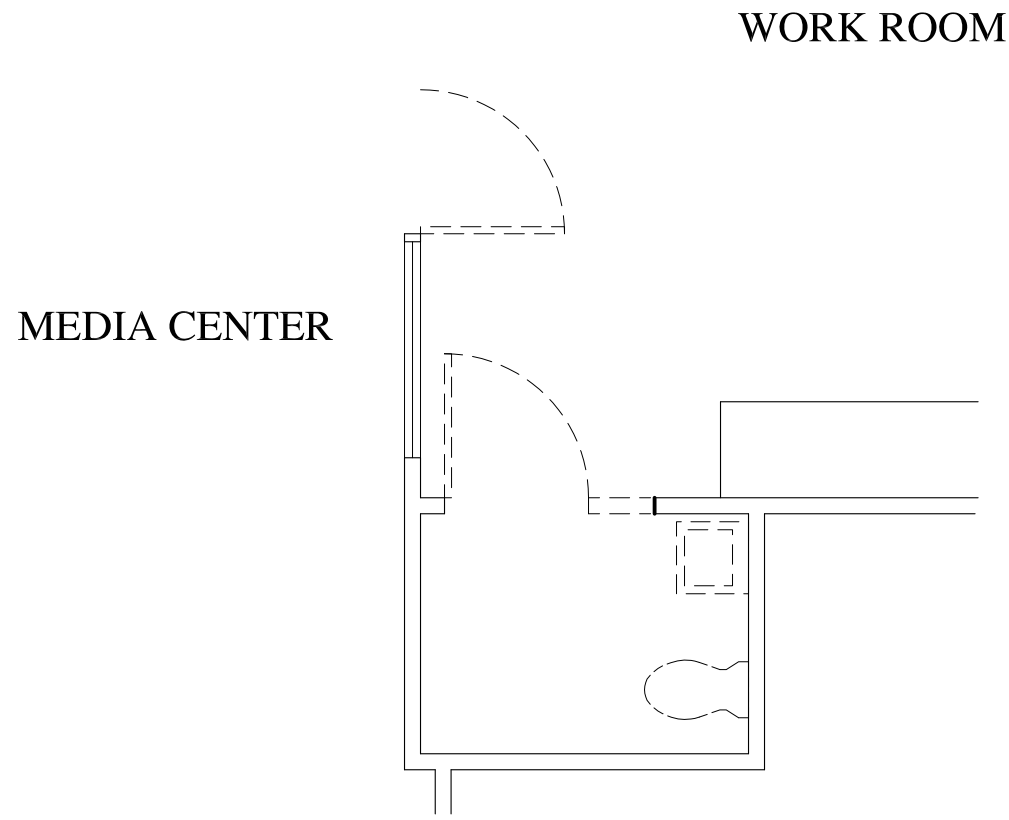
REVISION / DATE	BY
10/15/18	JAC

SHEET NO.: **A1.7**
 OF

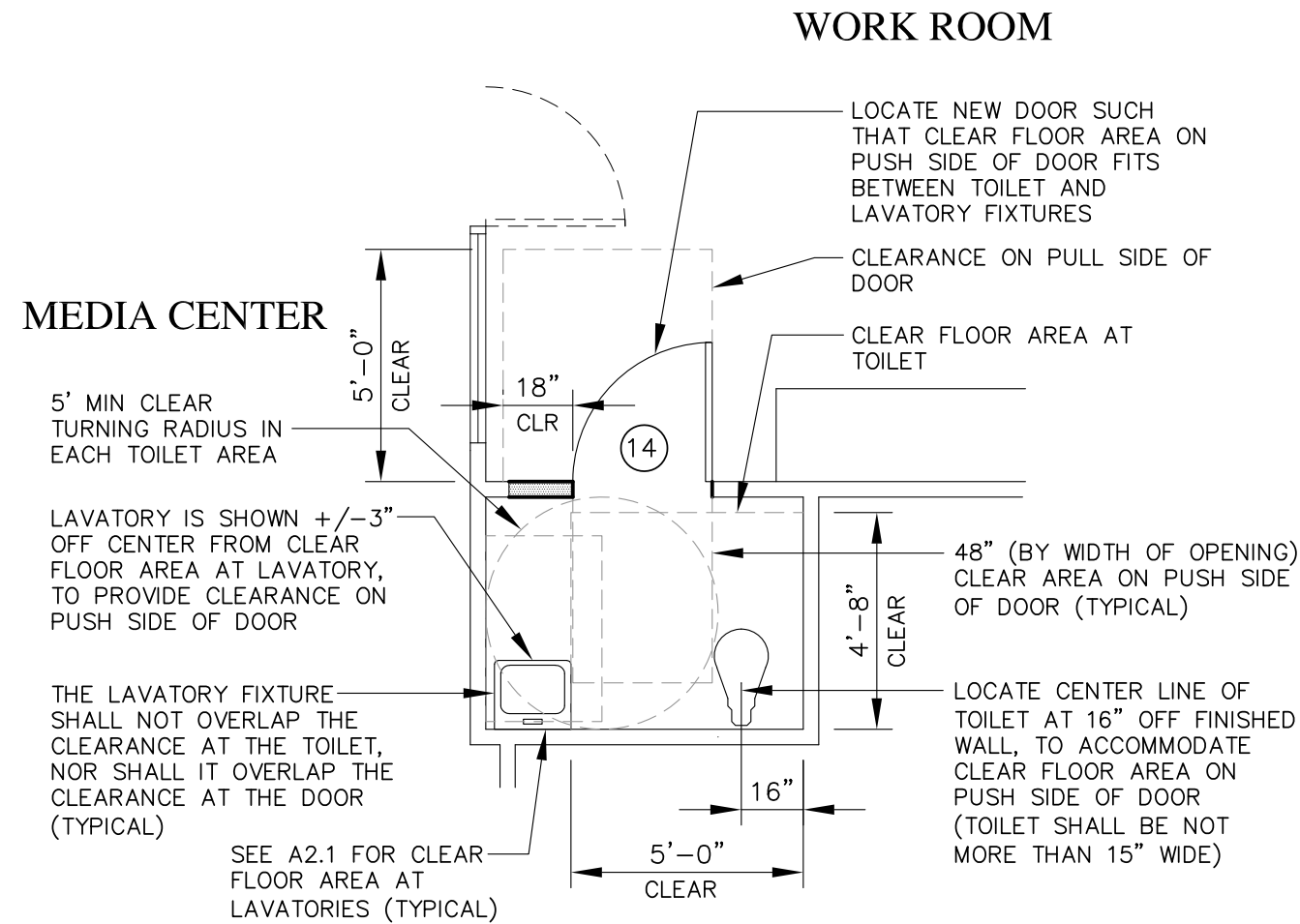
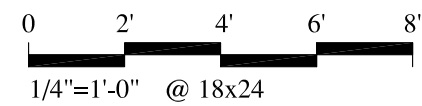
TOILET FLOOR PLAN: ADMINISTRATION TOILETS

NOT FOR CONSTRUCTION

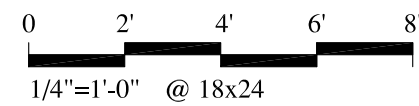
THIS DRAWING IS THE PROPERTY OF L. SCOTT BARNARD & ASSOCIATES, AIA ARCHITECTS, AND IS NOT TO BE REPRODUCED OR COPIED IN WHOLE OR IN PART WITHOUT THE PERMISSION OF SAME. IT IS NOT TO BE USED ON ANY OTHER PROJECT AND IS TO BE RETURNED ON REQUEST. SCALES STATED HEREON ARE VALID ON THE ORIGINAL DRAWING ONLY AND MAY BE CHANGED IN PROPORTION TO THE DIFFERENCE IN SIZE BETWEEN THE PRINT AND THE ORIGINAL. DO NOT SCALE DIMENSIONS FROM PRINTS. PLANS AND DETAILS ARE NOT ALWAYS DRAWN TO SCALE. USE DIMENSIONS GIVEN OR CONSULT THE ARCHITECT FOR CLARIFICATION.



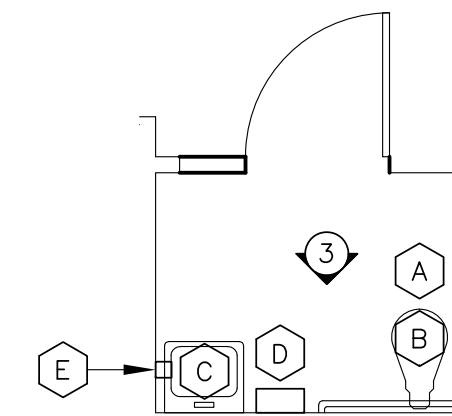
1 PLAN OF MEDIA CENTER TOILET (DEMO)
A1.8 SCALE: 1/4"=1'-0"



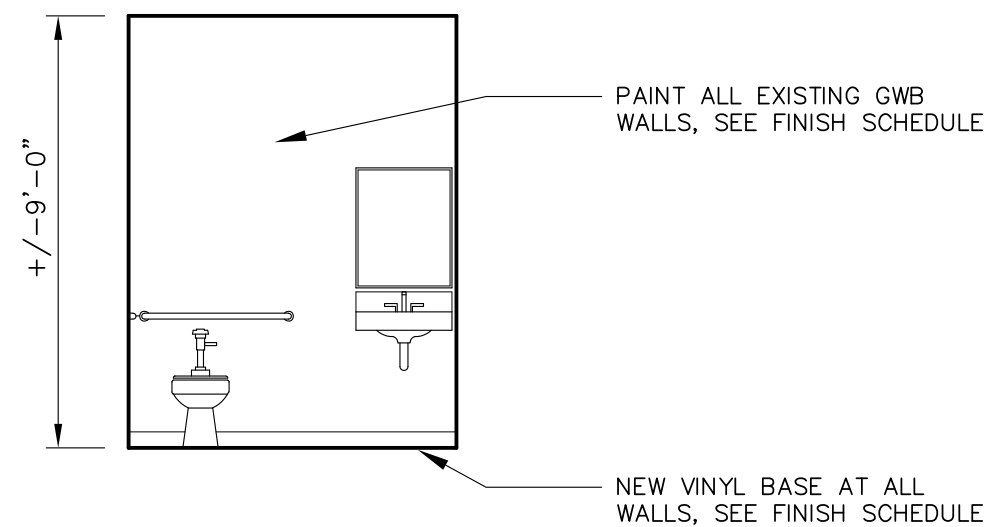
2 PLAN OF MEDIA CENTER TOILET (NEW)
A1.8 SCALE: 1/4"=1'-0"
SEE A1.1 FOR TYPICAL WALL & ACCESSORY LEGENDS



- FINISH NOTES**
- A. PAINT ALL WALLS (GWB).
 - B. EXISTING ATC CEILING TO REMAIN.
 - C. CONTRACTOR SHALL COORDINATE THE WIDTH OF THE LAVATORY AND THE WIDTH OF THE WATER CLOSET TO ACCOMMODATE THE CLEAR WIDTH ON THE PUSH SIDE OF THE DOOR.



ACCESSORIES



3 ELEVATION OF MEDIA TOILET
A1.8 SCALE: 1/4"=1'-0"

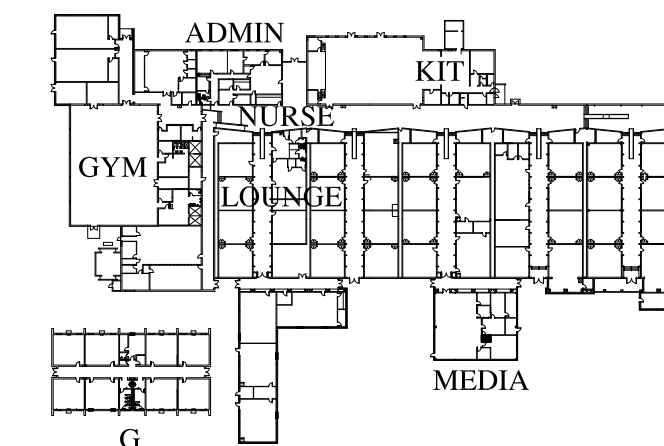
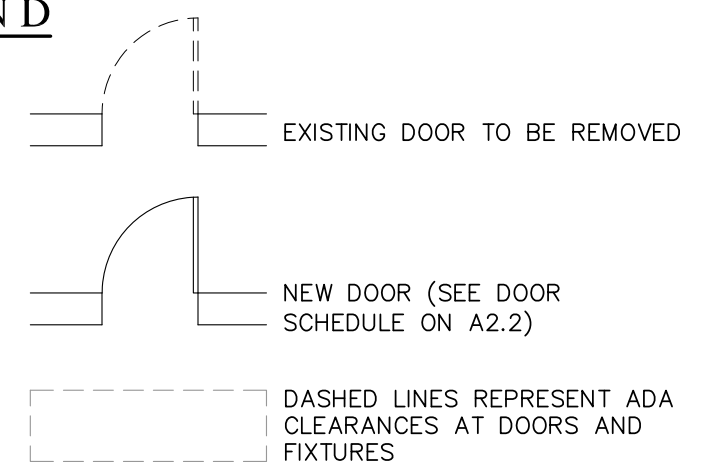
ACCESSORY LEGEND

KEY	ACCESSORY	MOUNTING HEIGHT	MFR MODEL NO
A	TOILET PAPER DISPENSER	SEE A2.1	VONDREHEHLE 3253 TWIN JUMBO ROLL DISPENSER
B	GRAB BARS	SEE A2.1	-
C	MIRROR	CENTER ON LAVATORY (SEE ELEVATIONS)	ASI 0620, WITH LEXAN DURA-MIR (NOT GLASS) 24" WIDE, 36" TALL
D	ELECTRIC HAND DRYER	POINT OF DISPENSING AT 48" AFF MAX	SEE ELECTRICAL DRAWINGS
E	SOAP DISPENSER	48" AFF MAX	SPATAN 975600 LIT N FOAMY WHITE
F	TRASH RECEPTACLE	-	SUPPLIED BY OWNER

- PROVIDE SURFACE MOUNTED ACCESSORIES, NOTED ABOVE, IN EACH TOILET.
- ACCESSORIES SHALL BE PROVIDED AND INSTALLED BY THE CONTRACTOR (UNLESS OTHERWISE NOTED). CONTRACTOR SHALL PROVIDE BLOCKING (IF NEEDED) WITHIN WALLS AS RECOMMENDED BY MFR TO SUPPORT ANCHORING FOR ALL ACCESSORIES (NOT ADHESIVE TAPE). GRAB BARS MOUNTED TO TOILET PARTITIONS: THRU BOLTED WITH ESCUTCHEON PLATE OR OTHER FINISHED APPEARANCE.
- DO NOT LOCATE DISPENSERS, NOR TRASH RECEPTACLES WITHIN CLEAR FLOOR AREAS (DISPENSERS MAY BE LOCATED WITHIN CLEAR FLOOR AREA OF TOILETS AND LAVATORIES).
- REMOVE/SALVAGE EXISTING ACCESSORIES, MIRRORS, GRAB BARS, WALL MOUNTED AUTO AROMA DIFFUSERS ETC, DELIVER TO OWNER ON SITE, OR DISCARD, AS DIRECTED BY OWNER.
- SEE 5/A1.6 FOR MIRRORS AT ADA BENCHES, LOCATION OF MIRROR TO BE VERIFIED BY OWNER AND ARCHITECT.


WALL LEGEND

- EXISTING WALLS, PARTITIONS AND FIXTURES TO BE REMOVED
- EXISTING CMU WALLS TO REMAIN
- NEW 8" CMU WALL (LIGHT WEIGHT), PAINTED (SEE A2.3) MATCH COURSING, AND TOOTH INTO EXISTING ADJACENT MASONRY, TOP OF WALL TO 8" ABOVE CEILING
- NEW 20 GA, 3-5/8" METAL STUDS 16"oc, BRACED TO ROOF STRUCTURE ABOVE, SEE A2.3 FOR FINISH SCHEDULE, WITH R-11 ACOUSTICAL INSULATION
- 1" FURRING & NEW WALL TILE FINISH (SEE A2.3) OVER EXISTING MASONRY WALL
- OPTION: MOUNT CEMENT BOARD TO MASONRY DIRECT, (ADHESIVE AND FASTENERS) SUBMIT PRODUCT INFO FOR APPROVAL
- NEW 20 GA, 3-5/8" METAL STUDS & NEW WALL TILE FINISH (SEE A2.3) OVER EXISTING MASONRY WALL



KEY PLAN (not to scale)

L. SCOTT BARNARD & ASSOCIATES, AIA
ARCHITECTURE, PLANNING, LANDSCAPE, INTERIORS, HISTORIC
220 EAST HALL STREET SAVANNAH, GA 31401 (912)332-8173
ASSOCIATES: ROBERT J. PORTMAN & JOHN A. CLEGG



STEM ACADEMY (AT BARTLETT)
TOILET RENOVATION (PHASE 2)
207 EAST MONTGOMERY CROSS ROAD
SAVANNAH, GEORGIA

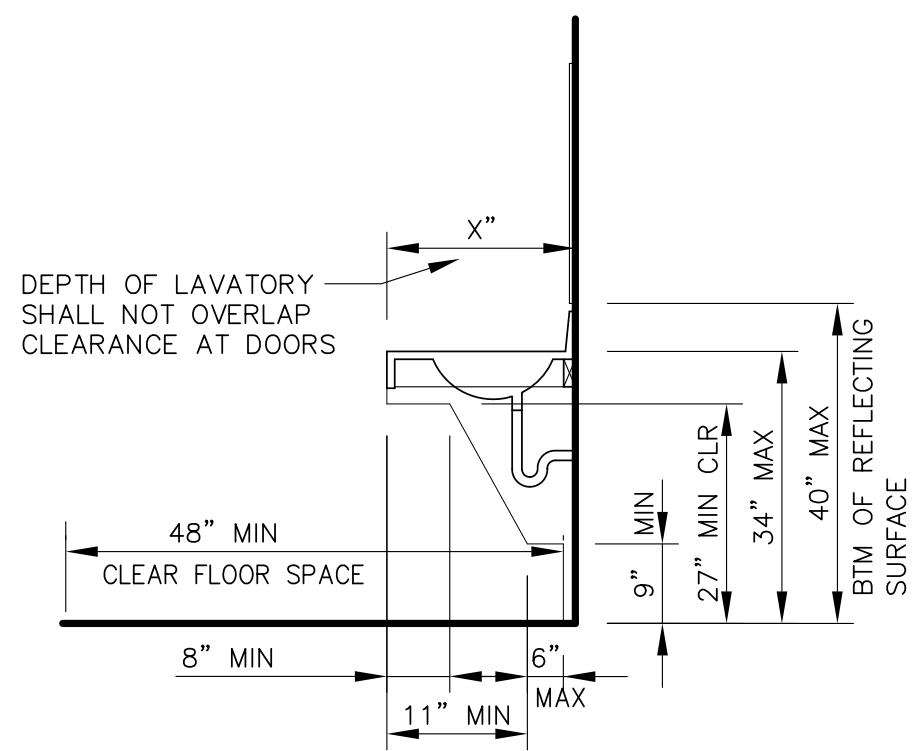
REVISION / DATE	BY

SHEET NO.:
A1.8
OF

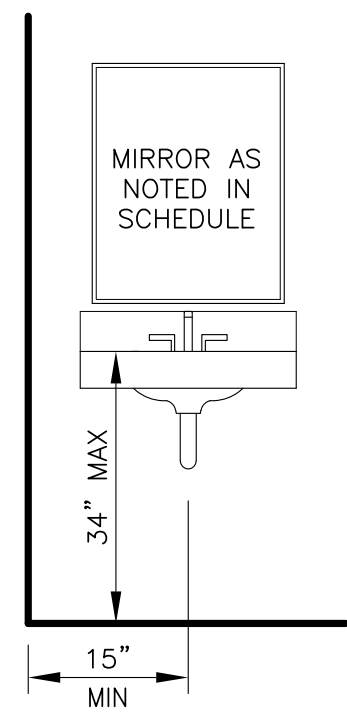
TOILET FLOOR PLAN: MEDIA CENTER

NOT FOR CONSTRUCTION

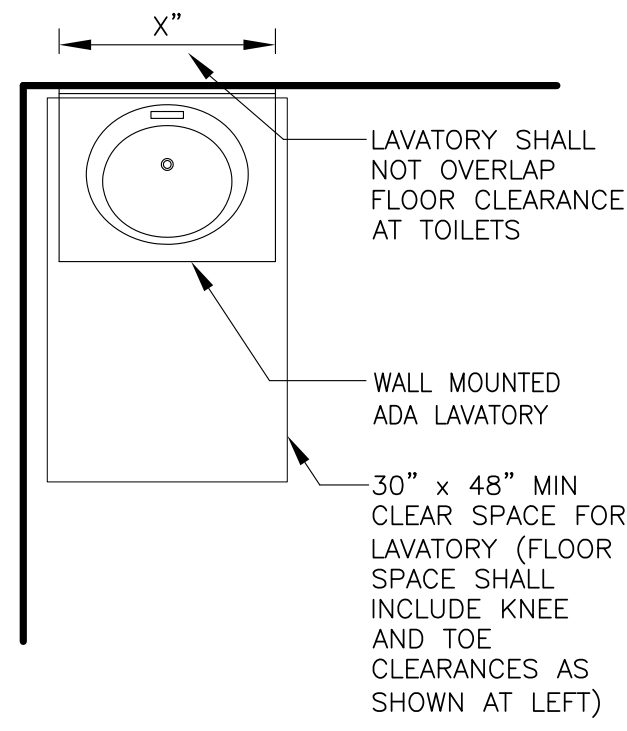
THIS DRAWING IS THE PROPERTY OF L. SCOTT BARNARD & ASSOCIATES, P.A. ARCHITECTS, AND IS NOT TO BE REPRODUCED OR COPIED IN WHOLE OR IN PART WITHOUT THE PERMISSION OF SAME. IT IS NOT TO BE USED ON ANY OTHER PROJECT AND IS TO BE RETURNED ON REQUEST. SCALES STATED HEREON ARE VALID ON THE ORIGINAL DRAWING ONLY AND MAY BE CHANGED IN PROPORTION TO THE DIFFERENCE IN SIZE BETWEEN THE PRINT AND THE ORIGINAL. DO NOT SCALE DIMENSIONS FROM PRINTS. PLANS AND DETAILS ARE NOT ALWAYS DRAWN TO SCALE. USE DIMENSIONS GIVEN OR CONSULT THE ARCHITECT FOR CLARIFICATION.



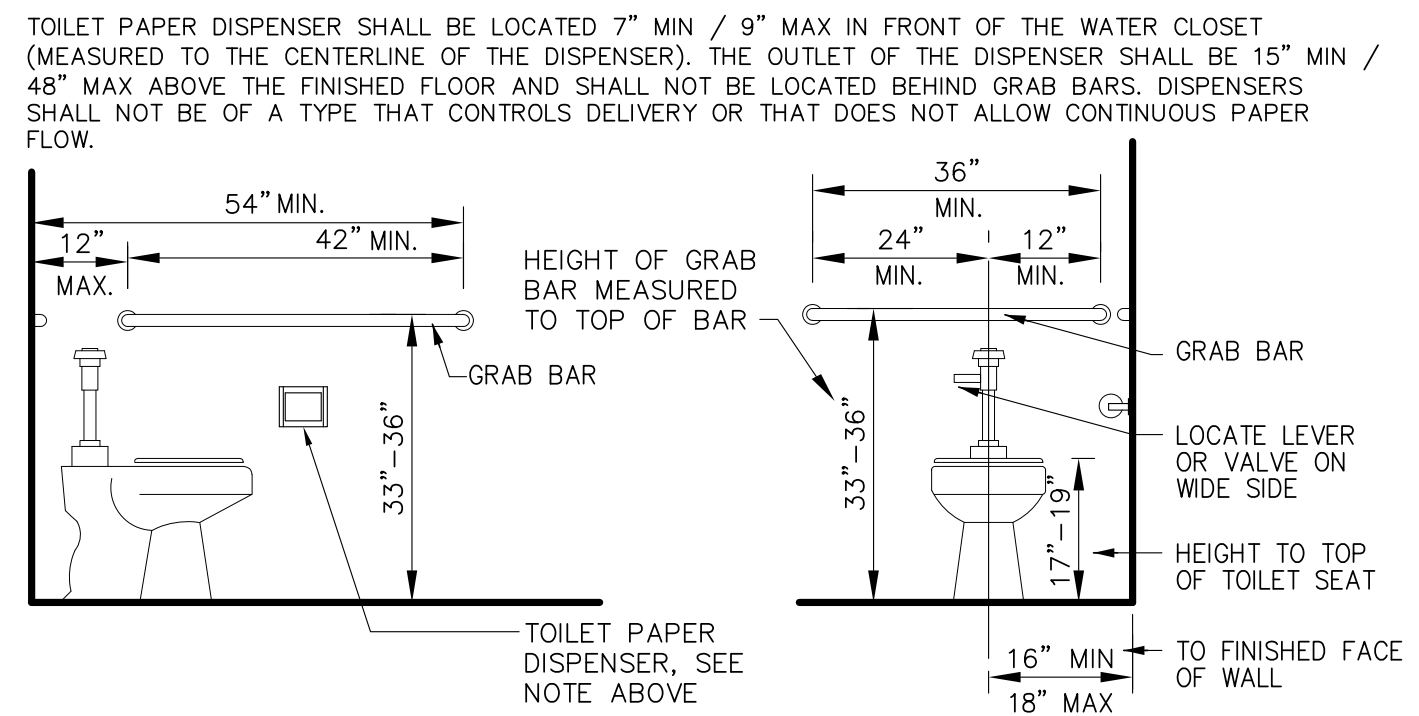
LAV CLEARANCES



LAV ELEVATION



LAV PLAN



TOILET SIDE ELEV

TOILET FRONT ELEV

1 HANDICAPPED ACCESSIBLE DETAILS

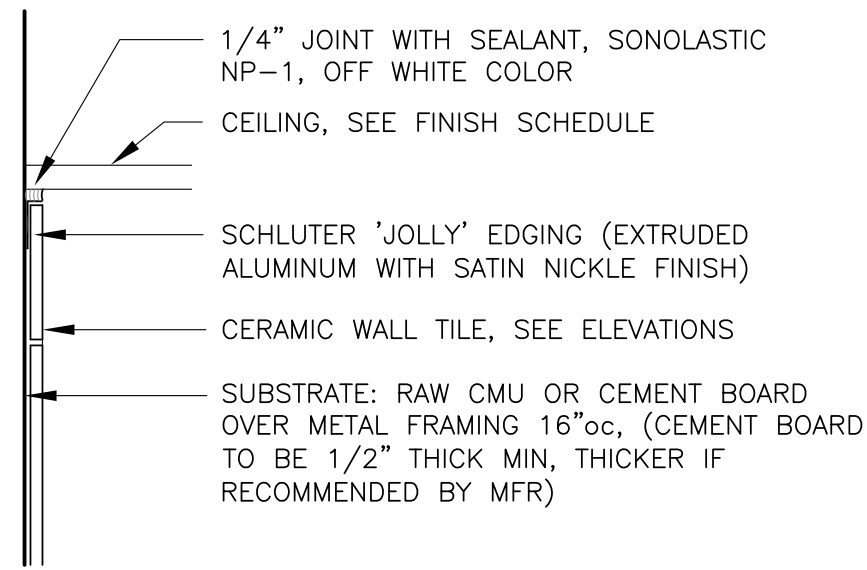
A2.1 NOT TO SCALE

ACCESSIBILITY NOTES

- FLUSH CONTROLS SHALL BE NO HIGHER THAN 44" A.F.F. CONTROLS AND OPERATING MECHANISMS SHALL BE OPERABLE WITH ONE HAND AND SHALL NOT REQUIRE TIGHT GRASPING, PINCHING, OR TWISTING OF THE WRIST. THE FORCE REQUIRED TO OPERATE CONTROLS SHALL BE NO GREATER THAN 5 lbf.
- TOILET SEATS SHALL NOT BE SPRUNG TO RETURN TO LIFTED POSITION
- HOT WATER AND DRAIN PIPES UNDER LAVATORIES SHALL BE INSULATED, OR OTHERWISE COVERED, AND KEPT WITHIN NOTED BOUNDARIES
- IF CONTROLS, DISPENSERS, RECEPTACLES, OR OTHER EQUIPMENT ARE PROVIDED THEY SHALL BE MOUNTED WITH OPERABLE ELEMENTS MOUNTED 48" MAX ABOVE THE FLOOR.
- FAUCETS SHALL COMPLY WITH ADA. LEVER-OPERATED, PUSH-TYPE, AND ELECTRONICALLY CONTROLLED MECHANISMS ARE EXAMPLES OF ACCEPTABLE DESIGNS. SELF-CLOSING VALVES SHALL REMAIN OPEN FOR AT LEAST 10 SECONDS.
- CONTRACTOR SHALL LAYOUT WALLS, DOORS ETC. TO VERIFY ACCESSIBLE CLEARANCES AND NOTIFY ARCHITECT OF ANY CONFLICTS
- INSTALL SIGNAGE IDENTIFYING MENS & WOMENS TOILETS AS SPECIFIED ELSEWHERE
- THERE SHALL BE NO SHARP OR ABRASIVE SURFACES UNDER LAVATORIES
- GRAB BARS SHALL COMPLY WITH ADA, 1-1/4" TO 1-1/2" DIAMETER, 1-1/2" FROM WALL, SHALL NOT ROTATE, AND SHALL COMPLY WITH STRENGTH REQS.

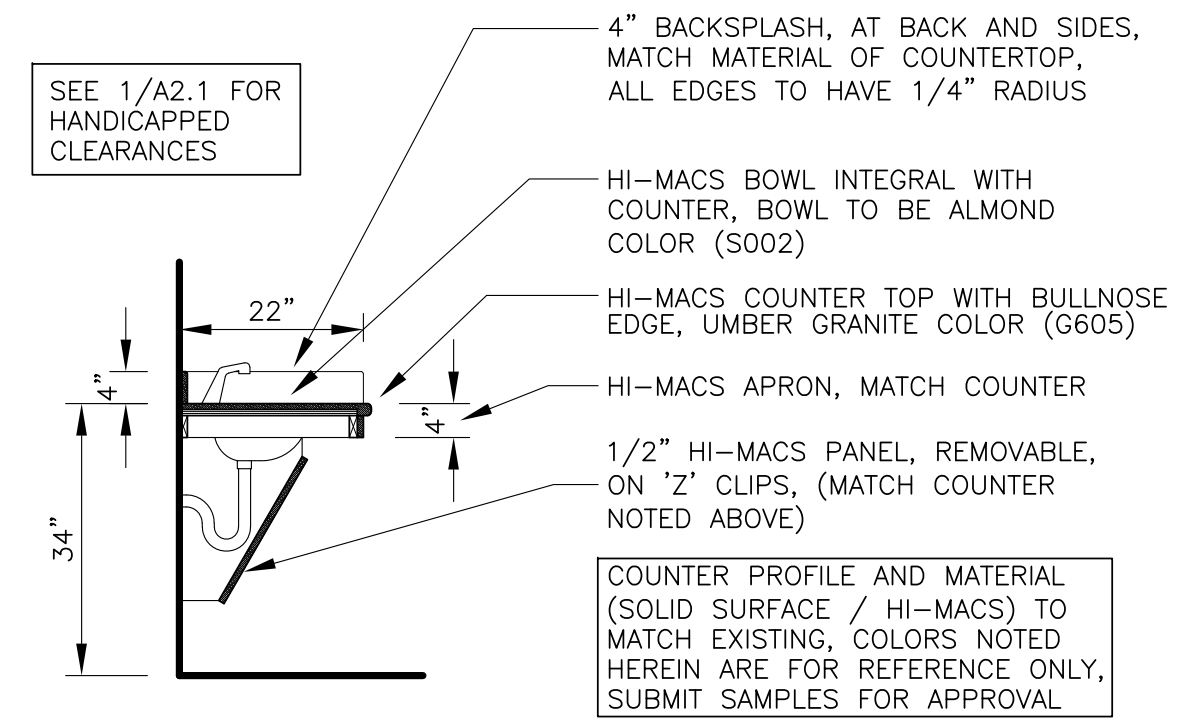
TOILET PARTITIONS

- NEW TOILET PARTITIONS: HIGH DENSITY POLYETHYLENE (HDPE) SANDSTONE COLOR, BY SCRANTON / COMTEC.
- WITH CONTINUOUS ALUMINUM WALL BRACKETS, STAINLESS STEEL SHOE PLATES, SELF CLOSING HINGES & HANDICAPPED ACCESSIBLE HARDWARE.
- DOORS WITH COAT HOOKS AT 5' AFF TYPICAL, 4' AFF IN HANDICAPPED STALLS, MOUNT ON INSIDE OF DOORS.
- PROVIDE 32" CLEAR WIDTH AT 'DOORS' TO HANDICAPPED ACCESSIBLE STALLS.
- COORDINATE LOCATION OF PIERS WITH EXISTING FLOOR DRAINS TO AVOID CONFLICT.



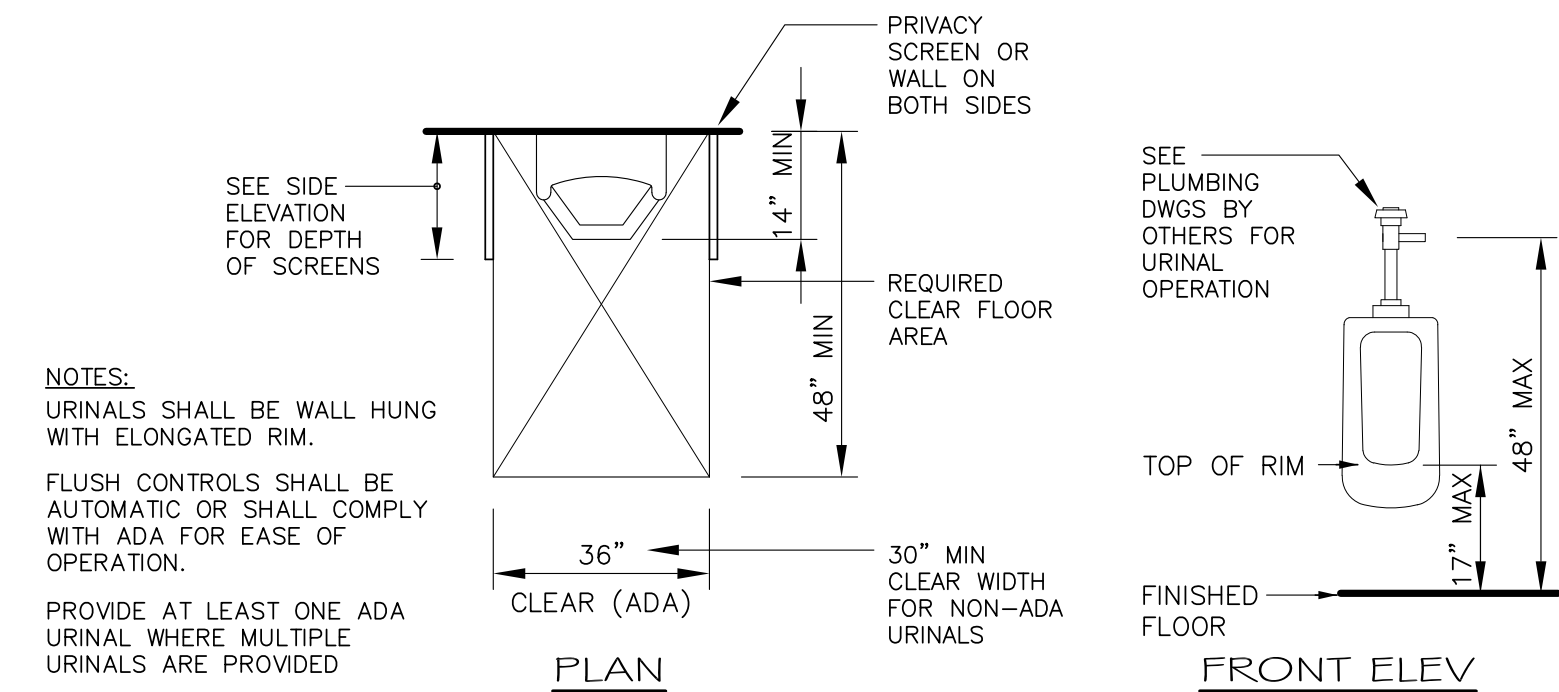
2 WALL TILE DETAIL

A2.1 SCALE: 3"=1'-0"



3 SECTION THRU COUNTER/SINK

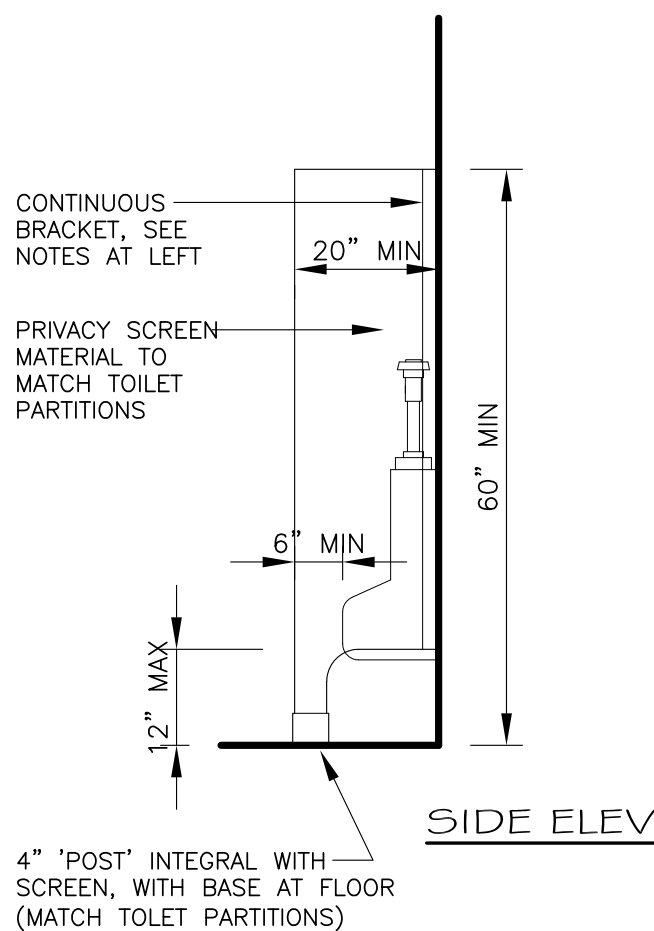
A2.1 SCALE: 1/4"=1'-0"



NOTES:
URINALS SHALL BE WALL HUNG WITH ELONGATED RIM.
FLUSH CONTROLS SHALL BE AUTOMATIC OR SHALL COMPLY WITH ADA FOR EASE OF OPERATION.
PROVIDE AT LEAST ONE ADA URINAL WHERE MULTIPLE URINALS ARE PROVIDED

4 URINAL DETAIL (ADA COMPLIANT)

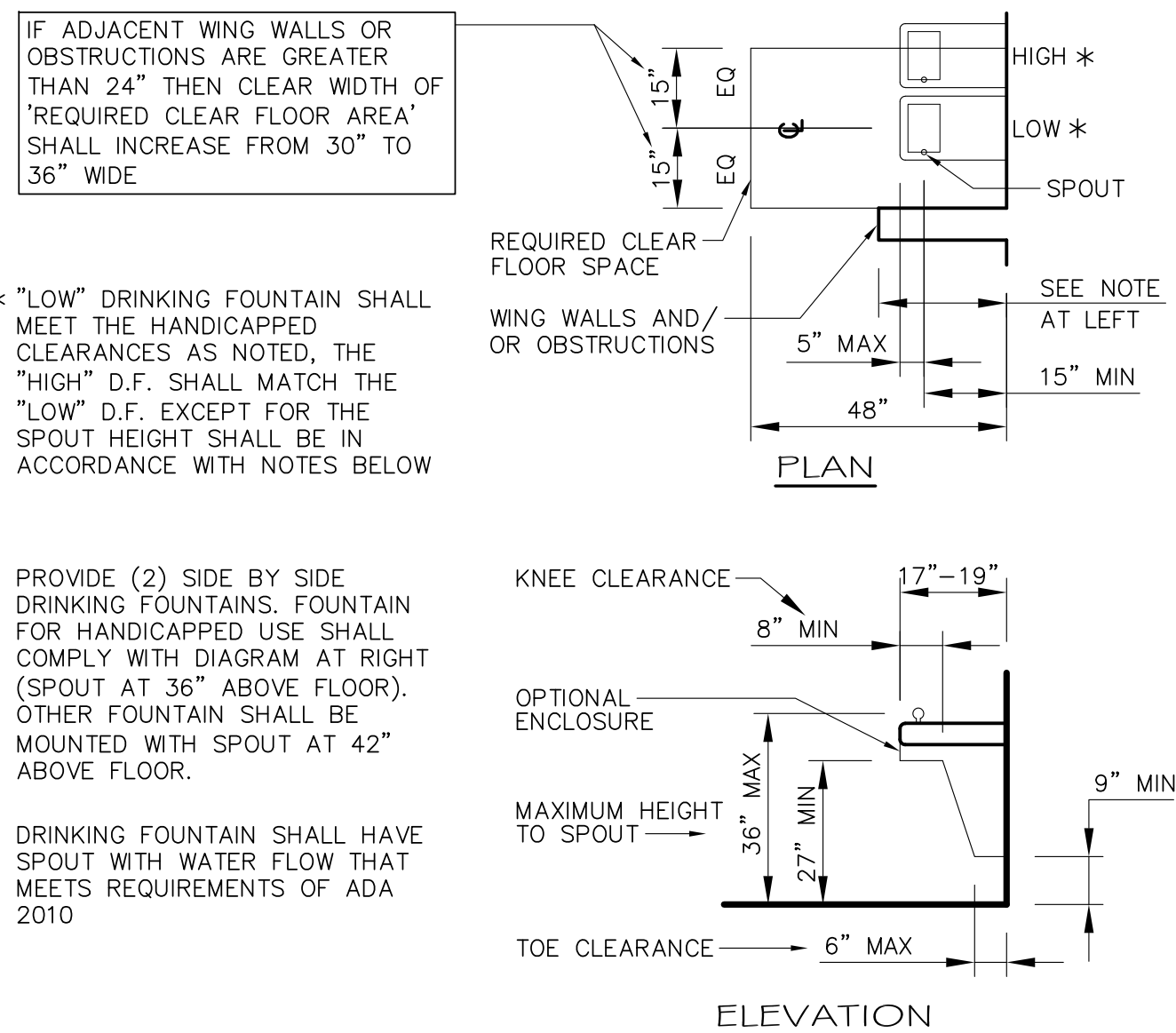
A2.1 SCALE: 1/4"=1'-0"




- PROVIDE (2) SIDE BY SIDE DRINKING FOUNTAINS. FOUNTAIN FOR HANDICAPPED USE SHALL COMPLY WITH DIAGRAM AT RIGHT (SPOUT AT 36" ABOVE FLOOR). OTHER FOUNTAIN SHALL BE MOUNTED WITH SPOUT AT 42" ABOVE FLOOR.
- DRINKING FOUNTAIN SHALL HAVE SPOUT WITH WATER FLOW THAT MEETS REQUIREMENTS OF ADA 2010

5 DRINKING FOUNTAIN DETAILS

A2.1 SCALE: 1/4"=1'-0"



L. SCOTT BARNARD & ASSOCIATES, AIA
ARCHITECTURE, PLANNING, LANDSCAPE, INTERIORS, HISTORIC
220 EAST HALL STREET SAVANNAH, GA 31401 (912)232-6173
ASSOCIATES: ROBERT J. PORTMAN & JOHN A. CLEGG



STEM ACADEMY (AT BARTLETT)
TOILET RENOVATION (PHASE 2)
207 EAST MONTGOMERY CROSS ROAD
SAVANNAH, GEORGIA

REVISION / DATE	BY
10/15/18	JAC

SHEET NO.:
A2.1
OF

NOT FOR CONSTRUCTION

THIS DRAWING IS THE PROPERTY OF L. SCOTT BARNARD & ASSOCIATES, AIA ARCHITECTS, AND IS NOT TO BE REPRODUCED OR COPIED IN WHOLE OR IN PART WITHOUT THE PERMISSION OF SAME. IT IS NOT TO BE USED ON ANY OTHER PROJECT AND IS TO BE RETURNED ON REQUEST. SCALES STATED HEREON ARE VALID ON THE ORIGINAL DRAWING ONLY AND MAY BE CHANGED IN PROPORTION TO THE DIFFERENCE IN SIZE BETWEEN THE PRINT AND THE ORIGINAL. DO NOT SCALE DIMENSIONS FROM PRINTS. PLANS AND DETAILS ARE NOT ALWAYS DRAWN TO SCALE. USE DIMENSIONS GIVEN OR CONSULT THE ARCHITECT FOR CLARIFICATION.

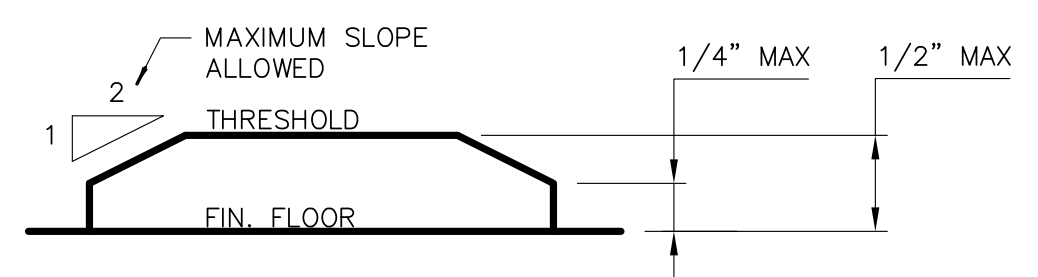
DOOR SCHEDULE

DR #	WIDTH	HEIGHT	DOOR CONST.	FRAME CONST.	LOCKSET	CLOSER	REMARKS	KICKPLATES	DETAILS
TOILET DOORS									
01	3'-0"	7'-0"	WOOD	HM	PUSH/PULL	YES	NOTE 1	YES	4/A2.2
02	3'-0"	7'-0"	WOOD	HM	PUSH/PULL	YES	NOTE 1	YES	4/A2.2
03	3'-0"	7'-0"	WOOD	HM	PRIVACY	NO	NOTE 2	YES	4/A2.2
04	3'-0"	6'-8"	WOOD	HM	PRIVACY	NO	NOTE 3	YES	4/A2.2
05	2'-4"	6'-8"	WOOD	HM	PRIVACY	NO	NOTE 3	YES	4/A2.2
06	3'-0"	6'-8"	WOOD	HM	PRIVACY	NO	NOTE 3	YES	3/A2.2
07	EXISTING DOOR, FRAME AND HARDWARE TO REMAIN, PAINT FRAME								
08	EXISTING DOOR, FRAME AND HARDWARE TO REMAIN, PAINT FRAME								
09	3'-0"	6'-8"	WOOD	HM	PUSH/PULL	YES	NOTE 3	YES	4/A2.2
10	3'-0"	6'-8"	WOOD	HM	PUSH/PULL	YES	NOTE 3	YES	4/A2.2
11	3'-0"	6'-8"	WOOD	HM	PUSH/PULL	YES	NEW DOOR / OPENING, NOTE 5	YES	4/A2.2
12	3'-0"	6'-8"	WOOD	HM	PRIVACY	NO	NEW DOOR / OPENING	YES	4/A2.2
13	3'-0"	6'-8"	WOOD	HM	PRIVACY	NO	NOTE 3	YES	4/A2.2
14	3'-0"	6'-8"	WOOD	HM	PRIVACY	NO	NEW DOOR / OPENING	YES	3/A2.2

DOOR NOTES

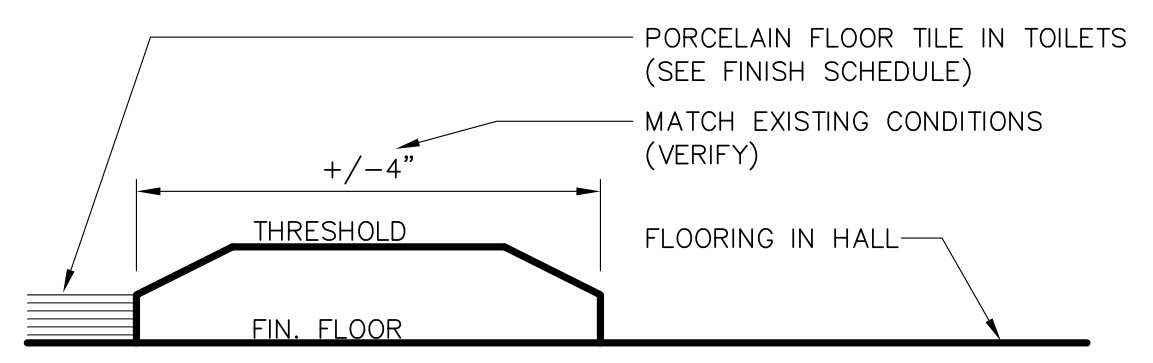
- GENERAL NOTES**
- ALL DOORS IN SCHEDULE: REPLACE EXISTING DOOR, FRAME & HARDWARE (UNLESS NOTED AS EXISTING TO REMAIN IN SCHEDULE). PROVIDE: 8" HIGH KICKPLATES (BOTH SIDES OF ALL NEW DOORS), HINGES, DOOR STOP AND SILENCERS. HARDWARE TO BE HANDICAPPED ACCESSIBLE AND HAVE SATIN CHROME FINISH (MATCH PHASE 1 TOILETS).
 - SEE HARDWARE SPECIFICATIONS FOR ADDITIONAL HARDWARE ACCESSORIES AND INFORMATION, (PREPARED BY TIM MEAD WITH MCCARTHY INC, 236-4461).
 - CLOSERS: OPENING FORCE OF 8.5lbf AT EXTERIOR DOORS, 5 lbf AT INTERIOR DOORS. SWEEP PERIOD OF CLOSER SHALL BE NO LESS THAN 5 SEC. FROM AN OPEN POSITION OF 90 DEGREES TO A POSITION 12 DEGREES FROM THE LATCH.
 - NEW STEEL FRAMES SHALL BE GALVANIZED, PRIMED AND PAINTED TO MATCH EXISTING (PROVIDE WELDED FRAMES AT CMU WALLS, KNOCK DOWN AT GWB WALLS). NEW STAINED WOOD DOORS SHALL BE 1.75" THICK, FLUSH, SPECIES & STAIN TO MATCH EXISTING. SUBMIT SAMPLES FOR APPROVAL. VERIFY DOOR AND FRAME DIMENSIONS ON SITE PRIOR TO ORDERING MATERIALS.
 - PROVIDE SIGNAGE AT ALL NEW TOILET ROOM DOORS, SEE DETAIL THIS SHEET FOR TYPICAL SIGNAGE.
 - REPLACE EXISTING THRESHOLDS AT ALL NEW DOORS. PROVIDE NEW THRESHOLDS, SEE DETAILS THIS SHEET. THRESHOLDS AT DOORS 6, 7 & 8 MAY BE LOW PROFILE VINYL TRANSITION STRIP BY JOHNSONITE OR EQUAL, SUBMIT PRODUCT DATA AND COLORS FOR SELECTION

- DOOR NOTES**
- DOORS 1 & 2: PROVIDE 4" HIGH FRAME AT HEAD (TO ALIGN WITH CMU COURSING).
 - DOOR 3: REMOVE EXISTING HOLLOW METAL FRAME AND WOOD DOOR. PROVIDE NEW FRAME AND DOOR AS NOTED ABOVE, 4" HIGH FRAME AT HEAD (ALIGN WITH CMU COURSING).
 - DOORS 4, 5, 6, 9, 10, 13: REMOVE EXISTING HOLLOW METAL FRAME AND WOOD DOOR. PROVIDE NEW FRAME AND DOOR AS NOTED ABOVE, 2" HIGH FRAME AT HEAD (ALIGN WITH CMU COURSING).
 - DOORS 3 & 4: PRIVACY LOCK SHALL BE OPERABLE BY KEY ON OUTSIDE OF TOILET, (TO PREVENT STUDENTS FROM ENTERING) AND HAVE AN OCCUPANCY INDICATOR: SCHLAGE OR EQUAL, MEDIUM DUTY, SATIN CHROME FINISH (WITHOUT DEADBOLT).
 - DOOR 11: PROVIDE STRUCTURAL HEADER AT THIS DOOR, SEE SHEET S1.0.



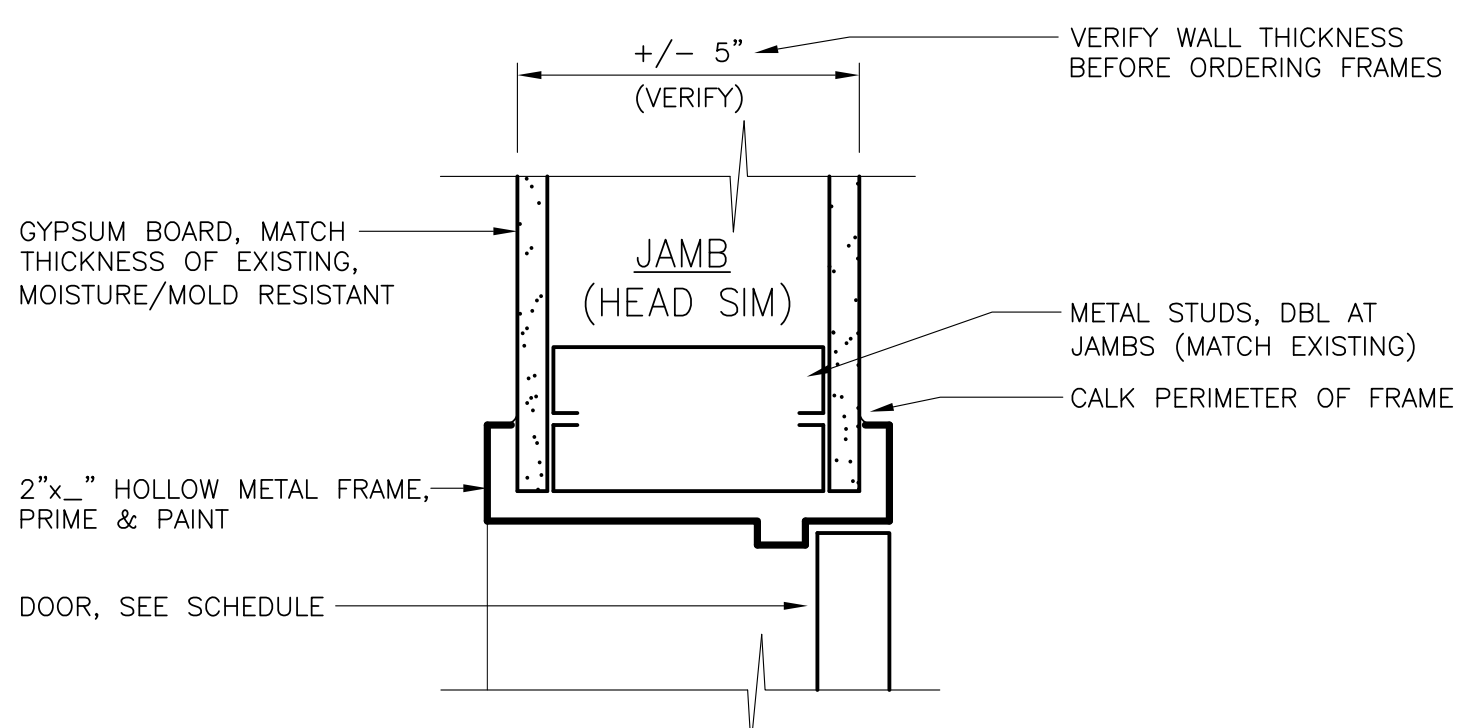
THE DIMENSIONS ABOVE INDICATE THE MAXIMUM CONDITIONS AT BOTH SIDES OF ALL DOOR THRESHOLDS. ALL THRESHOLDS AND FLOOR TRANSITIONS SHALL BE HANDICAPPED ACCESSIBLE.

1
A2.2 FULL SCALE
DETAIL OF ADA / HANDICAPPED ACCESSIBLE FLOOR TRANSITION & DOOR THRESHOLD



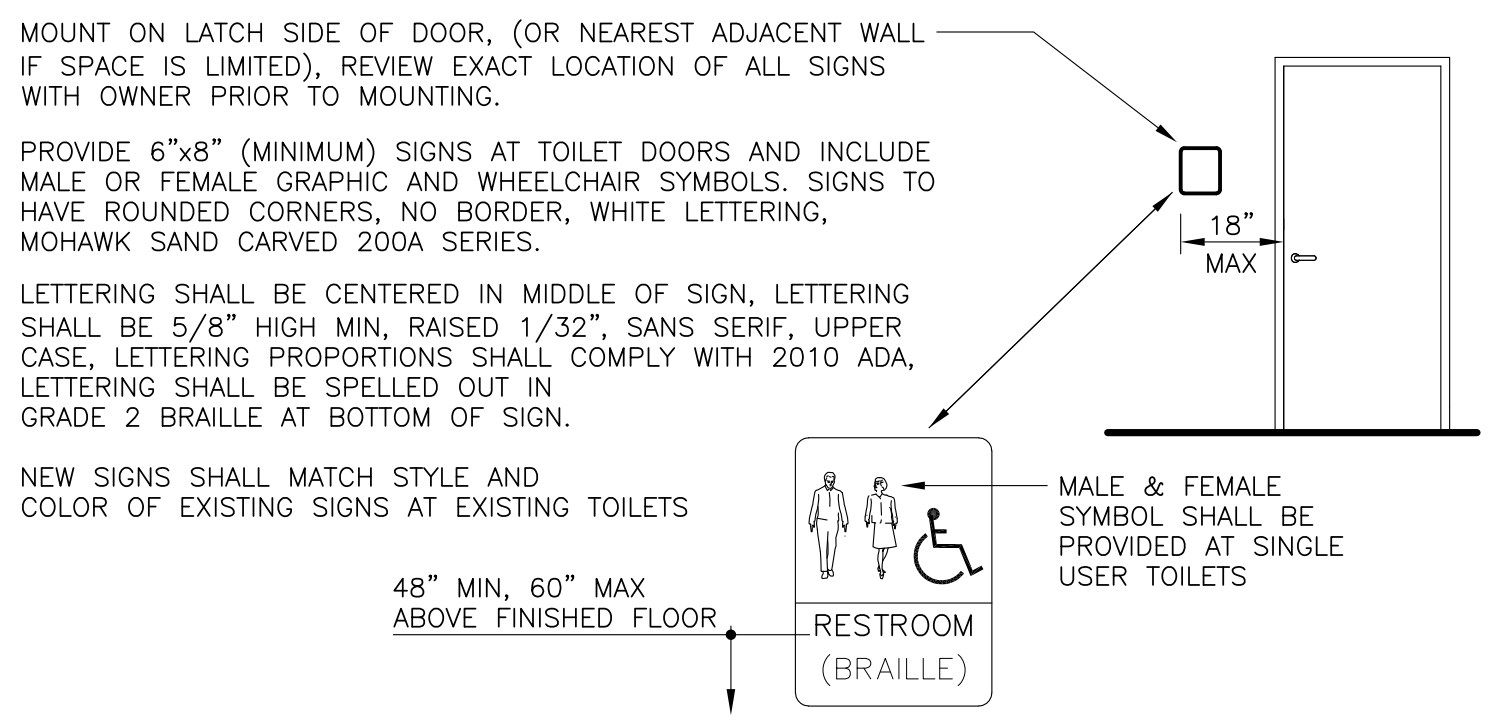
CORIAN THRESHOLD AT TOILET DOORS: DIMENSIONS AND NOTES PER DETAIL ABOVE, STANDARD COLOR TO BE SELECTED (COLOR OF THRESHOLD SHALL BE SIMILAR TO THE FLOOR TILE, CORIAN 'TUMBLEWEED').

2
A2.2 FULL SCALE
DETAIL OF ADA / HANDICAPPED ACCESSIBLE FLOOR TRANSITION & DOOR THRESHOLD AT TOILETS



3
A2.2 SCALE: 3"=1'-0"
TYPICAL DETAIL OF INTERIOR DOOR, FRAMED WALL

DOOR SIGNAGE (AT TOILETS) ALSO PROVIDE SIGNAGE AT (16) LOCKER DOORS, AS NOTED BELOW, NEAR ADA BENCHES (SEE A1.5 & A1.6)

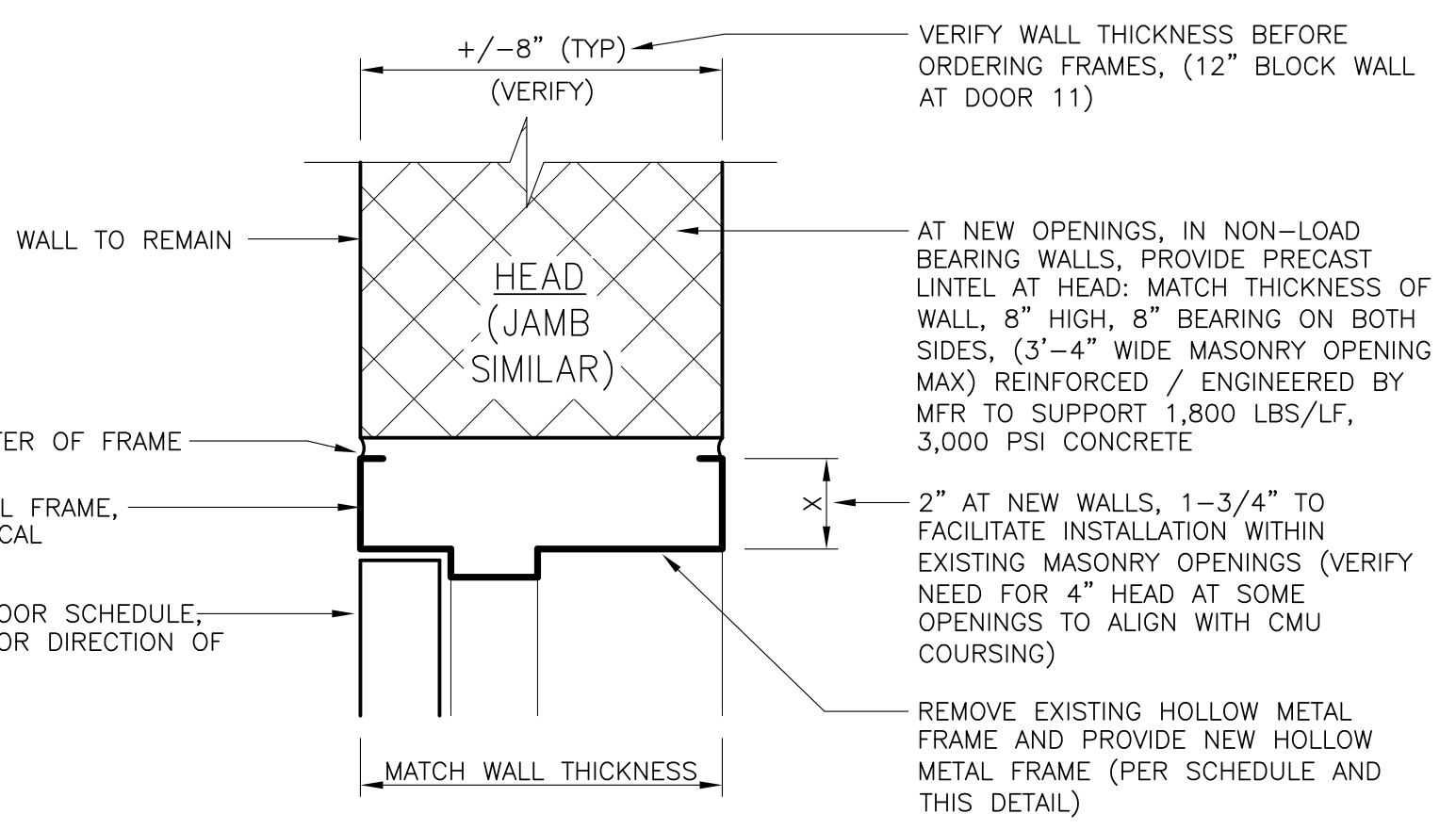
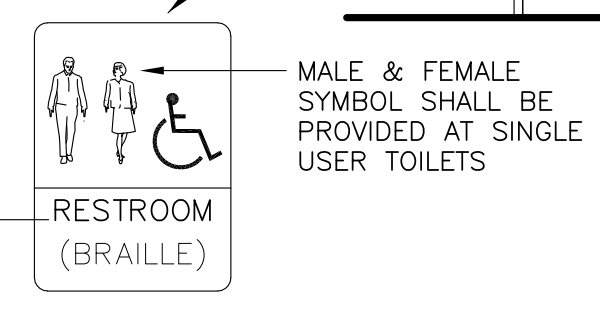


MOUNT ON LATCH SIDE OF DOOR, (OR NEAREST ADJACENT WALL IF SPACE IS LIMITED), REVIEW EXACT LOCATION OF ALL SIGNS WITH OWNER PRIOR TO MOUNTING.

PROVIDE 6"x8" (MINIMUM) SIGNS AT TOILET DOORS AND INCLUDE MALE OR FEMALE GRAPHIC AND WHEELCHAIR SYMBOLS. SIGNS TO HAVE ROUNDED CORNERS, NO BORDER, WHITE LETTERING, MOHAWK SAND CARVED 200A SERIES.

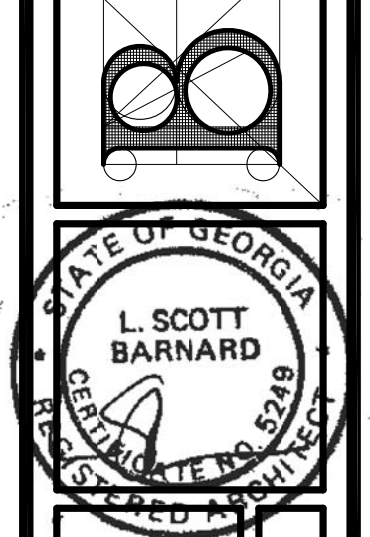
LETTERING SHALL BE CENTERED IN MIDDLE OF SIGN, LETTERING SHALL BE 5/8" HIGH MIN, RAISED 1/32", SANS SERIF, UPPER CASE, LETTERING PROPORTIONS SHALL COMPLY WITH 2010 ADA, LETTERING SHALL BE SPELLED OUT IN GRADE 2 BRAILLE AT BOTTOM OF SIGN.

NEW SIGNS SHALL MATCH STYLE AND COLOR OF EXISTING SIGNS AT EXISTING TOILETS



4
A2.2 SCALE: 3"=1'-0"
TYPICAL DETAIL OF INTERIOR DOOR, CMU WALL

L. SCOTT BARNARD & ASSOCIATES, AIA
ARCHITECTURE, PLANNING, LANDSCAPE, INTERIORS, HISTORIC
220 EAST HALL STREET SAVANNAH, GA 31401 (912)332-6173
ASSOCIATES: ROBERT J. PORTMAN & JOHN A. CLEGG



STEM ACADEMY (AT BARTLETT) TOILET RENOVATION (PHASE 2)
207 EAST MONTGOMERY CROSS ROAD SAVANNAH, GEORGIA

REVISION / DATE	BY
10/15/18	JAC

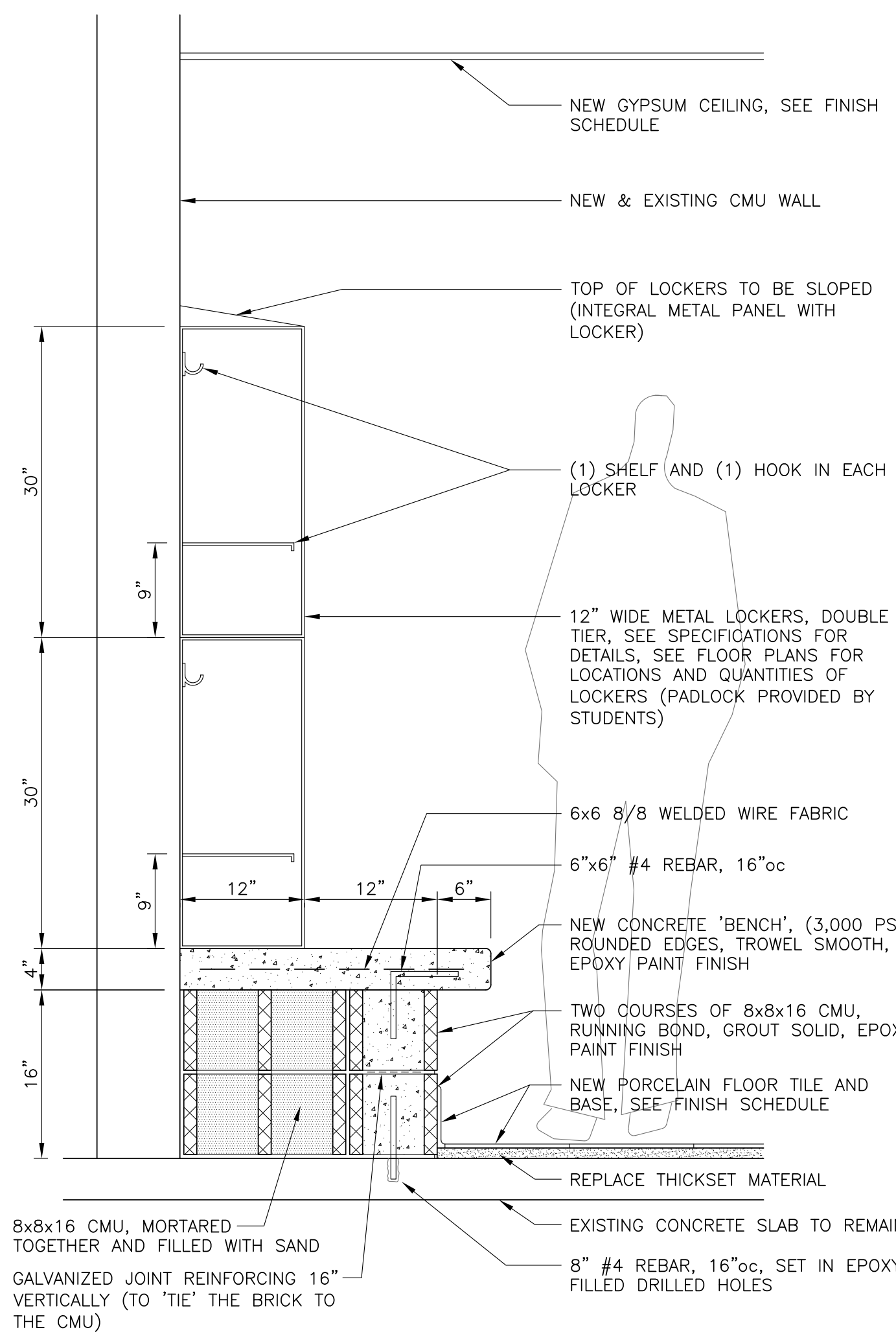
SHEET NO.:
A2.2
OF

NOT FOR CONSTRUCTION

THIS DRAWING IS THE PROPERTY OF L. SCOTT BARNARD & ASSOCIATES, AIA ARCHITECTS, AND IS NOT TO BE REPRODUCED OR COPIED IN WHOLE OR IN PART WITHOUT THE PERMISSION OF SAME. IT IS NOT TO BE USED ON ANY OTHER PROJECT AND IS TO BE RETURNED ON REQUEST. SCALES STATED HEREON ARE VALID ON THE ORIGINAL DRAWING ONLY AND MAY BE CHANGED IN PROPORTION TO THE DIFFERENCE IN SIZE BETWEEN THE PRINT AND THE ORIGINAL. DO NOT SCALE DIMENSIONS FROM PRINTS. PLANS AND DETAILS ARE NOT ALWAYS DRAWN TO SCALE. USE DIMENSIONS GIVEN OR CONSULT THE ARCHITECT FOR CLARIFICATION.

FINISH SCHEDULE

ROOM	FLOOR	BASE	WALL	CEILING	NOTES
'G' BOYS TOILET	T1		TB		+/-10'-0" CEILING HT
'G' GIRLS TOILET	T1		TB		+/-10'-0" CEILING HT
'G' STAFF TOILET	T1		TB		+/-9'-10" CEILING HT
HALL TOILET	T1		TB		+/-7'-10" CEILING HT
KITCHEN TOILET	T1		TB		+/-7'-10" CEILING HT
NURSES TOILET	T2		T2		+/-7'-10" CEILING HT
SPECIAL TOILET		V1	V1		+/-8'-0" CEILING HT
TEACHERS TOILET	T2		T2		+/-8'-10" CEILING HT
BOYS LOCKER ROOM	T1		TB		+/-9'-0" CEILING HT
GIRLS LOCKER ROOM	T1		TB		+/-9'-0" CEILING HT
BOYS HALL TOILET	T1		TB		+/-9'-0" CEILING HT
ADMIN MENS TOILET	T1		TB		+/-7'-10" CEILING HT
ADMIN WOMENS TOILET	T1		TB		+/-7'-10" CEILING HT
MEDIA TOILET	T2		T2		+/-9'-0" CEILING HT



1 GYM LOCKER DETAIL
A2.3 SCALE: 1"=1'-0"

FLOOR

- T1** PORCELAIN TILE:
- REMOVE EXISTING CERAMIC TILE AND THICKSET MORTAR BED.
 - TILE: DAL TILE, INDUSTRIAL PARK, 'NATURAL BEIGE' 12x12.
 - INSTALL PER MFR AND TCNA F114 RECOMMENDATIONS (THICKSET).
 - CEMENTITIOUS BOND COAT, ANSI A118.4.
 - GROUT: CUSTOM BUILDING PRODUCTS CEG-IG 100% SOLIDS INDUSTRIAL GRADE EPOXY GROUT, COLOR TO MATCH FLOOR TILE (SUBMIT SAMPLES FOR SELECTION).
 - INSTALL IN ORTHOGONAL PATTERN, CENTERED IN ROOM, PARALLEL WITH EAST, WEST AND SOUTH WALLS, ALIGN WITH WALL TILE, SEE ELEVATIONS. INSTALL EXPANSION JOINTS AS RECOMMENDED BY TILE MANUFACTURER AND INDUSTRY STANDARDS.
 - TOP SURFACE OF NEW TILE FLOORING SHALL BE COORDINATED WITH THRESHOLD DETAIL, SEE DETAILS ON A7.1.
 - FLOOR TILE SHALL BE INSTALLED FLAT (NO SLOPE) IN ROOMS WITHOUT FLOOR DRAINS. IN ROOMS WITH FLOOR DRAINS, THE TILE SHALL BE INSTALLED LEVEL AT THE PERIMETER OF THE ROOM, SLOPED 1:50 MAX (1:100 MIN) TO FLOOR DRAINS. PROVIDE SLOPE AND YET MAINTAIN 'LIPPAGE' TO WITHIN TOLERANCES AS DEFINED BY ANSI A108.
- T2** REMOVE EXISTING VINYL TILE FLOORING AND VINYL BASE, PROVIDE 12x12 VINYL COMPOSITION TILE (MATCH EXISTING) AND 4" VINYL BASE WITH COVE, COLOR TO MATCH EXISTING, SUBMIT SAMPLES FOR APPROVAL
- V1** REMOVE EXISTING VINYL TILE FLOORING AND VINYL BASE, PROVIDE 6' WIDE SHEET VINYL FLOORING, .080" THICK, ARMSTRONG DECOR ART REJUVINATIONS, HEAT WELDED SEAMS, FLASH COVE (CAP STRIP AND PREFORMED COVE), ASTM F 1303 TYPE 1 GRADE 1, 5 YEAR WARRANTY, COLOR/PATTERN TO BE SELECTED, SUBMIT SAMPLES FOR APPROVAL
- TB** PORCELAIN TILE BASE:
- 6x12 COVE BASE (MATCH 'T1' FLOOR TILE).

CEILING

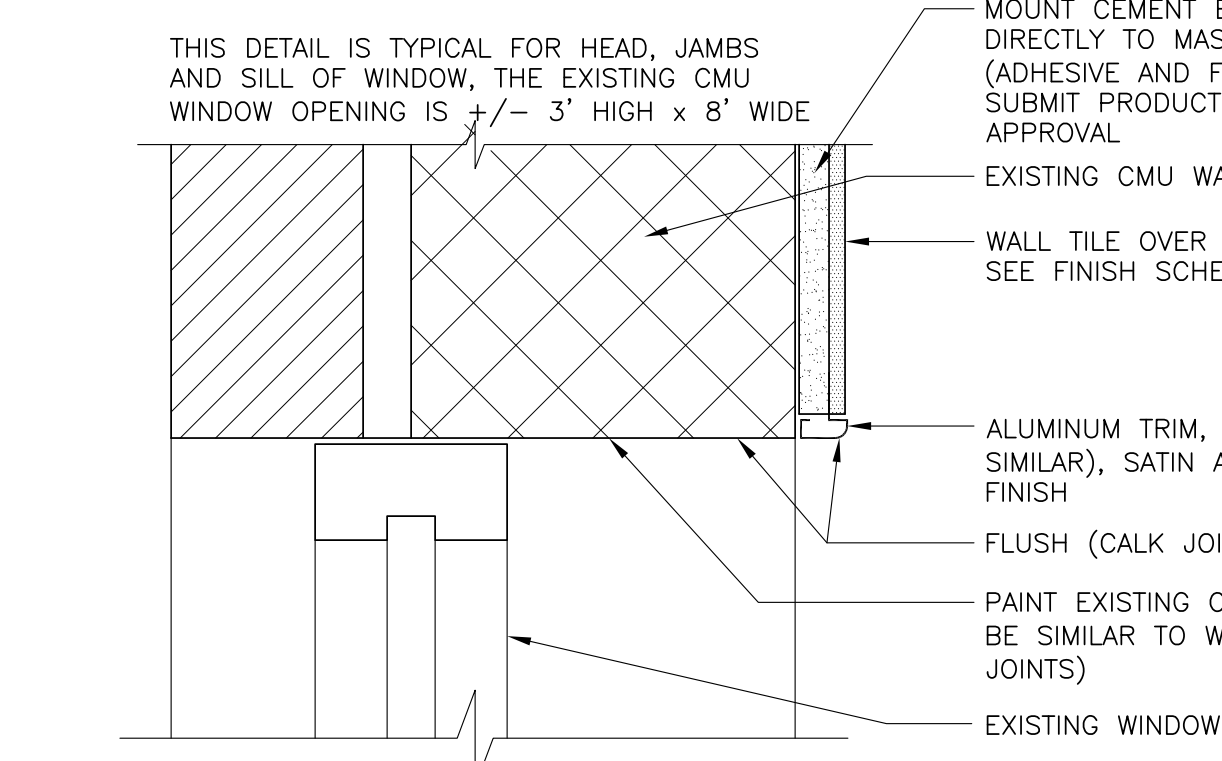
- C1** ACOUSTICAL TILE CEILING:
- AT AREAS TO RECEIVE NEW CEILING TILES: REMOVE AND DISCARD EXISTING CEILING TILE AND GRID.
 - NEW CEILING TILES: ARMSTRONG, ULTIMA HIGH NRC, WITH HUMIGUARD.
 - 24"x24"x1", SQUARE EDGE, CLASS A, NRC 0.80, COLOR: WHITE.
 - PANELS TO BE ANTI MOLD/MILDEW, SAG RESISTANT/HUMIGUARD, WASH/IMPACT/SCRATCH/SOIL RESISTANT.
 - GRID TO BE PRELUDE ML, 15/16", HOT DIPPED GALV, COLOR: WHITE.
 - 30 YEAR PRODUCT WARRANTIES.
 - COORDINATE THE WORK WITH ELEC/MECH DRAWINGS.
 - INSTALL ACOUSTICAL CEILING TILES & GRID IN ACCORDANCE WITH BUILDING CODES AND MFR'S RECOMMENDATIONS (INCLUDING SEISMIC: DESIGN CATEGORY C).
- C2** GYPSUM BOARD
- REMOVE EXISTING TILE CEILING AND GRID, COORDINATE WITH ELEC / MECH WORK, SEE DRAWINGS BY MEP ENGINEER.
 - PROVIDE NEW CEILING: 1/2" GWB, (MOISTURE/MOLD RESISTANT) TAPE, SPACKLE AND PAINT. SUPPORTED BY NEW GALVANIZED METAL FRAMING / SUSPENSION SYSTEM (SUBMIT PRODUCT DATA FOR REVIEW).
- GB** PAINT EXISTING GWB CEILING (TO REMAIN). REMOVE MISC FASTENERS, FILL HOLES, ETC, PREPARE FOR PAINTING TO CREATE 'LIKE NEW' CONDITION.
- AT** EXISTING ACOUSTICAL TILE CEILING TO REMAIN, PROTECT FROM DAMAGE.

FINISH SCHEDULE NOTES

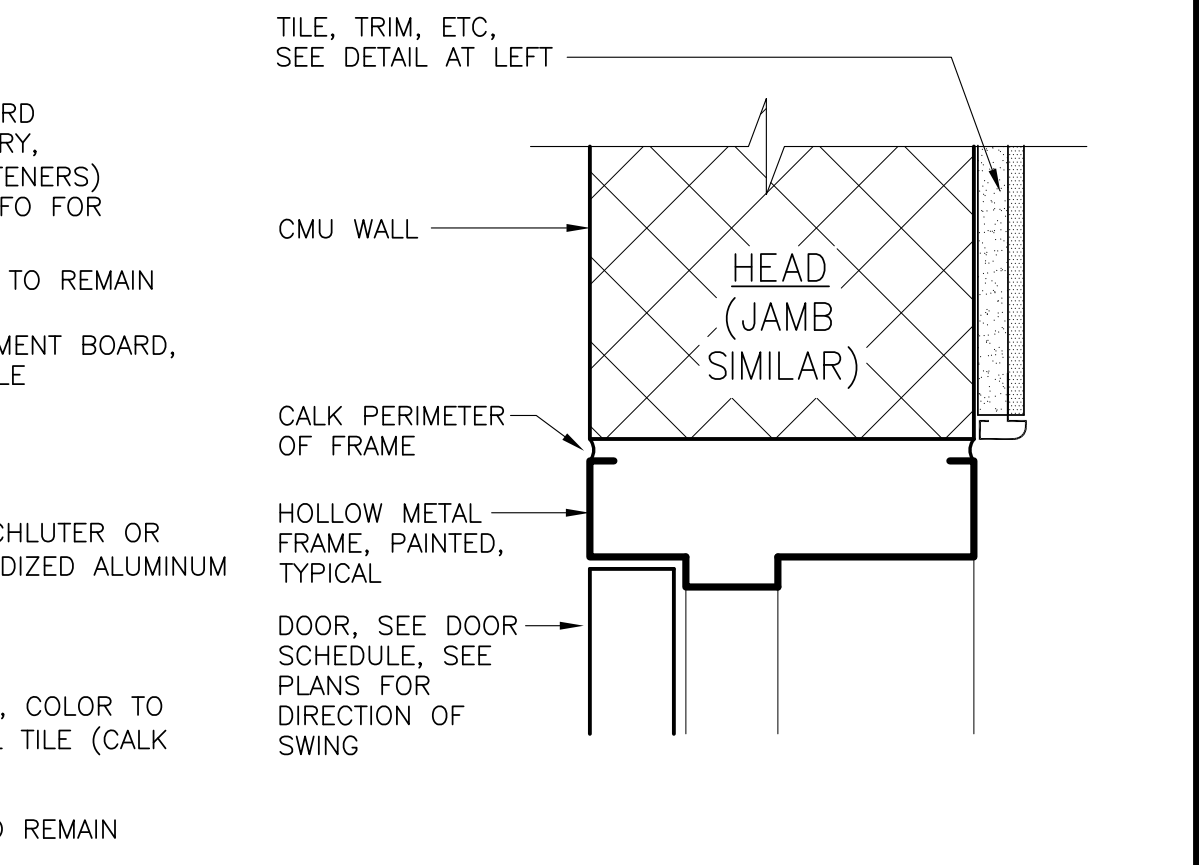
- A. AT TOILETS TO RECEIVE NEW THICKSET FLOOR TILE: REMOVE EXISTING FLOOR TILE (WHICH IS RECESSED INTO THE CONCRETE SLAB), PROVIDE LEVEL/STABLE BED FOR NEW FLOOR TILE. TOP OF NEW FLOOR TILE SHALL BE FLUSH WITH TOP OF FINISHED FLOOR IN HALL. SEE A2.2 FOR HANDICAPPED ACCESSIBLE THRESHOLDS.
- B. ALL FLOORING TRANSITIONS/THRESHOLDS SHALL BE ADA ACCESSIBLE, SEE A2.2
- C. SEE FLOOR PLANS / INTERIOR ELEVATIONS FOR SCOPE OF NEW WALL TILE.
- D. CONTRACTOR TO SUBMIT SAMPLE OF FLOOR TRANSITION STRIPS FOR APPROVAL.
- E. AT WALLS THAT ARE PATCHED: PAINT WALL TO NEAREST BREAK IN PLANE, COLOR TO MATCH EXISTING.

WALL

- W1** AT WALLS OF TOILET TO BE FINISHED WITH CERAMIC WALL TILE: INSTALLATION NOTED BELOW IS BASED ON INSTALLATION OVER CEMENT BACKER BOARD:
- WALL TILE INSTALLATION PER TILE MFR AND TCNA W244C.
 - INSTALL METAL STUD WALLS WHERE INDICATED PER FLOOR PLANS. INSTALL METAL FURRING OVER EXISTING CMU WALLS TO FACILITATE INSTALLATION IF NEEDED (7/8" GALV CHANNELS 16"oc, VERTICAL, 20 GAGE OR HEAVIER).
 - CEMENT BACKER BOARD: 5/8" THICK, ANSI A118.9 OR ASTM C1325 (TYPE A).
 - CEMENTITIOUS BOND COAT: ANSI A118.4.
 - GROUT: CUSTOM BUILDING PRODUCTS CEG-IG 100% SOLIDS INDUSTRIAL GRADE EPOXY GROUT, COLOR TO BE SELECTED (SUBMIT SAMPLES FOR SELECTION).
 - WALL TILE BY DAL TILE, SEMI-GLOSS & MATTE, 6x6:
BOYS TOILETS: WALL TILE 1: MATTE ALMOND X735
ACCENT TILE 2: WATERFALL 0169
ACCENT TILE 3: GALAXY 1469
GIRLS TOILETS: WALL TILE 1: MATTE ALMOND X735
ACCENT TILE 2: SPA 0148
ACCENT TILE 3: AQUA GLOW 0197
 - SUBSTITUTIONS FOR WALL TILE NOTED ABOVE WILL BE CONSIDERED IF THEY ARE AN EXACT MATCH: COLOR AND SHEEN.
 - WALL TILE INSTALLED IN SINGLE USER TOILETS, OTHER THAN THOSE DESIGNATED AS 'BOYS' OR 'MEN', SHALL RECEIVE COLOR SCHEME OF GIRLS TOILETS.
- W2** AT WALLS NOT SCHEDULED TO RECEIVE WALL TILE: PAINT CMU WALLS AND GYPSUM WALLS, COLOR TO MATCH EXISTING. SUBMIT COLOR SWATCH FOR VERIFICATION. PREPARE WALLS PRIOR TO PAINTING: FILL MISC HOLES, REMOVE TAPE, SAND SMOOTH, ETC TO CREATE A 'LIKE NEW' CONDITION. PAINT NEW AND EXISTING CMU WALLS WITH EPOXY PAINT.



2 WINDOW / TILE DETAIL AT 'G' TOILETS
A2.3 SCALE: 3"=1'-0"



3 DOOR DETAIL AT 'G' TOILETS
A2.3 SCALE: 3"=1'-0"

L. SCOTT BARNARD & ASSOCIATES, AIA
ARCHITECTURE, PLANNING, LANDSCAPE, INTERIORS, HISTORIC
220 EAST HALL STREET SAVANNAH, GA 31401 (912)332-6173
ASSOCIATES: ROBERT J. PORTMAN & JOHN A. CLEGG

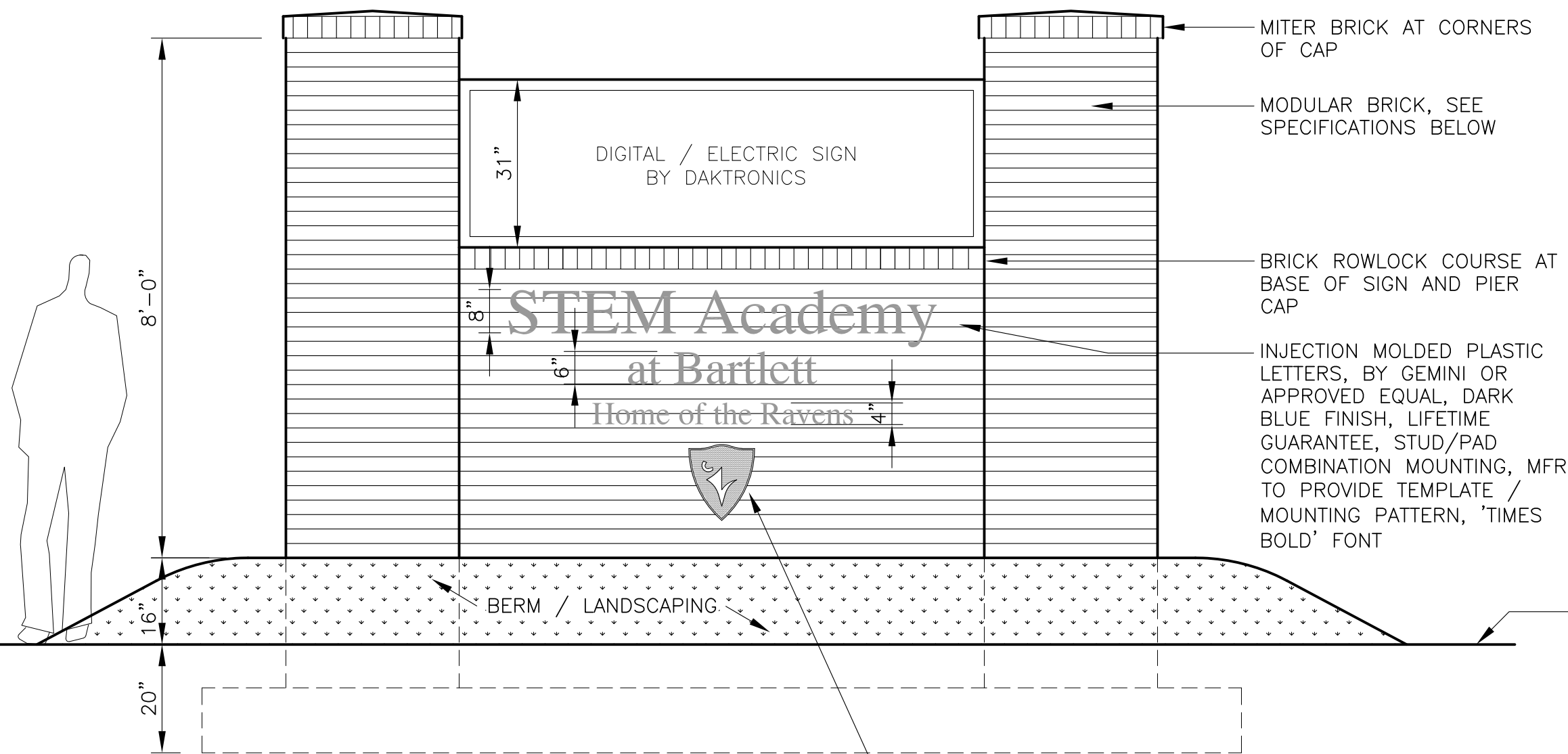
STEM ACADEMY (AT BARTLETT) TOILET RENOVATION (PHASE 2)
207 EAST MONTGOMERY CROSS ROAD SAVANNAH, GEORGIA

FINISH SCHEDULE

REVISION / DATE	BY
10/15/18	JAC

SHEET NO.: **A2.3**
OF

THIS DRAWING IS THE PROPERTY OF L. SCOTT BARNARD & ASSOCIATES, AIA ARCHITECTS, AND IS NOT TO BE REPRODUCED OR COPIED IN WHOLE OR IN PART WITHOUT THE PERMISSION OF SAME. IT IS NOT TO BE USED ON ANY OTHER PROJECT AND IS TO BE RETURNED ON REQUEST. SCALES STATED HEREON ARE VALID ON THE ORIGINAL DRAWING ONLY AND MAY BE CHANGED IN PROPORTION TO THE DIFFERENCE IN SIZE BETWEEN THE PRINT AND THE ORIGINAL. DO NOT SCALE DIMENSIONS FROM PRINTS. PLANS AND DETAILS ARE NOT ALWAYS DRAWN TO SCALE. USE DIMENSIONS GIVEN OR CONSULT THE ARCHITECT FOR CLARIFICATION.

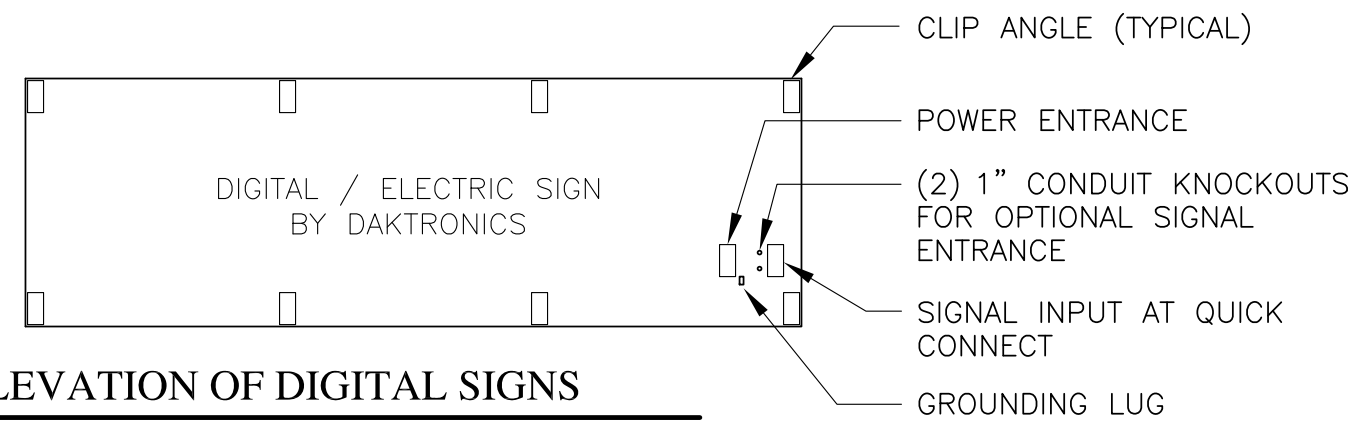


LOGO: 1" THICK ACRYLIC LOGO, 12" WIDE x 14" HIGH, WITH 2 COLOR IMAGE (BLACK/WHITE), BY GEMINI SIGN PRODUCTS OR EQUAL, (800) 538-8377, IMAGE SHALL BE BAKED ON ENAMEL, EXTERIOR EDGE OF LOGO SHALL ALSO RECEIVE BAKED ON ENAMEL FINISH, LOGO AND FINISH SHALL HAVE A LIFETIME WARRANTY, STUD MOUNTING (ALIGN STUDS WITH MORTAR, NOT BRICK)

MODULAR BRICK: MATCH EXISTING BRICK AND MORTAR SIZE, COLOR AND TEXTURE, +/- 3-1/2" x 2-1/4" x 7-5/8", SUBMIT SAMPLES FOR APPROVAL. FOR BIDDING PURPOSES, CONTRACTOR SHALL SUBMIT SAMPLES OF SIMILAR COLORS FROM THE PALMETTO BRICK COMPANY.

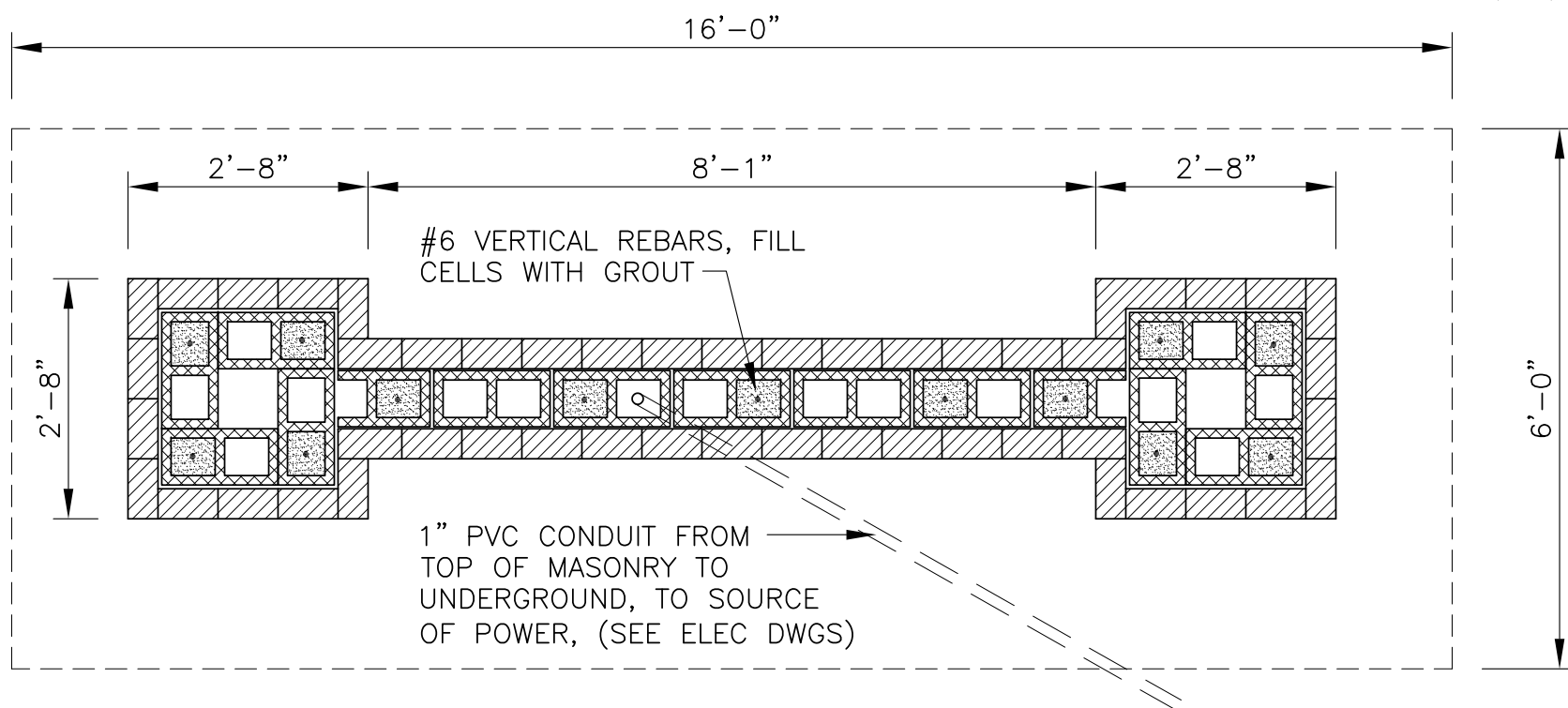
1 ELEVATION OF SIGN (BOTH SIDES)
A2.4 SCALE: 1/2"=1'-0"

SCOPE OF WORK SHALL INCLUDE INSTALLATION OF DIGITAL SIGNS (MATERIALS AND LABOR). BASIS OF DESIGN SHALL BE DAKTRONICS. SEE CONTACT INFORMATION AT RIGHT.

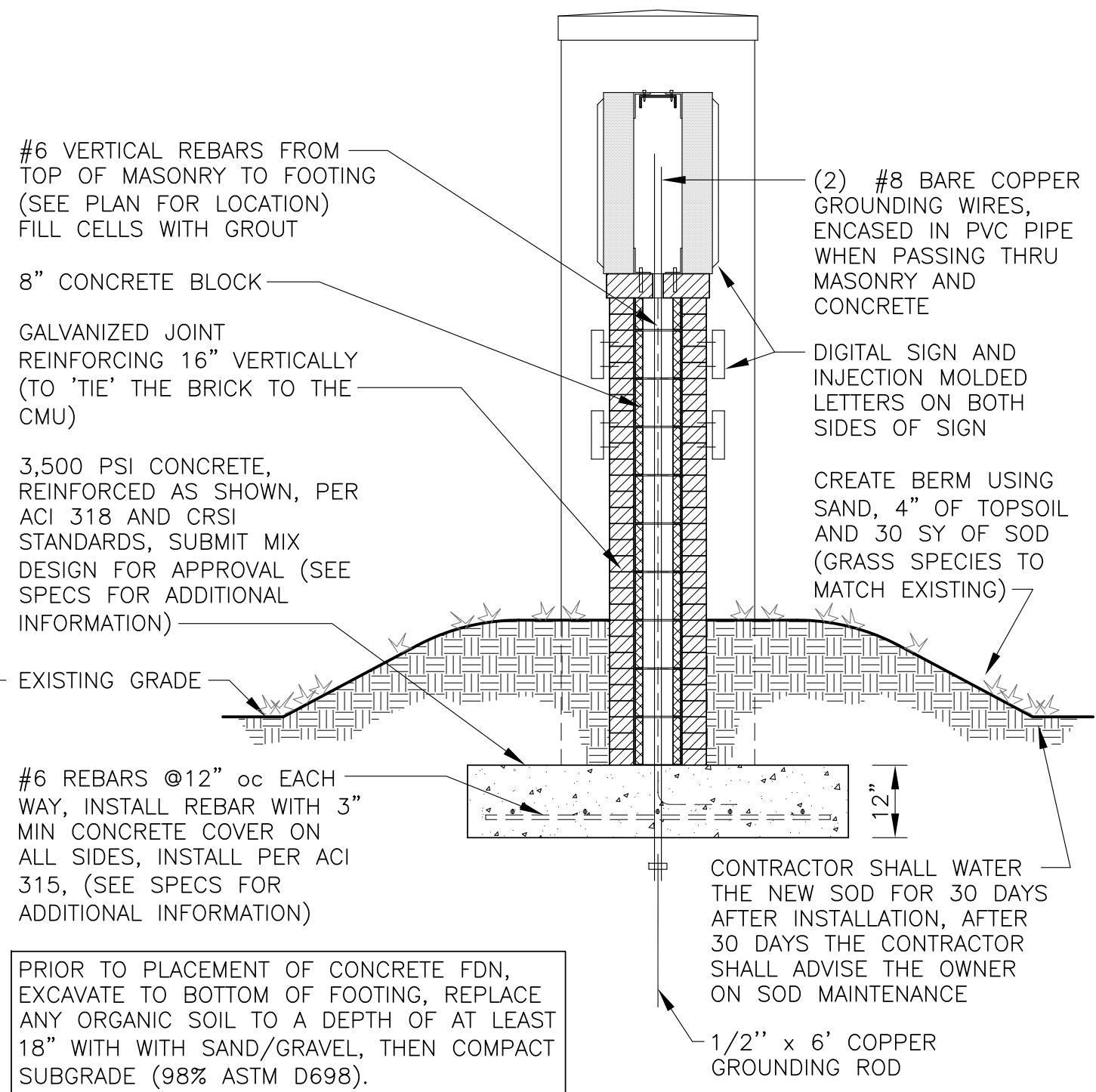


2 REAR ELEVATION OF DIGITAL SIGNS
A2.4 SCALE: 1/2"=1'-0"
LAYOUT SHOWN IS FOR REFERENCE ONLY, CONTRACTOR SHALL COORDINATE INSTALLATION WITH DAKTRONICS

DAKTRONICS REPRESENTATIVES
GEORGE SPENCER m(770) 722-3449
o(800) 325-8766
ANDY KOMPILIEN m(605) 651-2138
o(877) 605-1115



3 PLAN OF SIGN
A2.4 SCALE: 1/2"=1'-0"

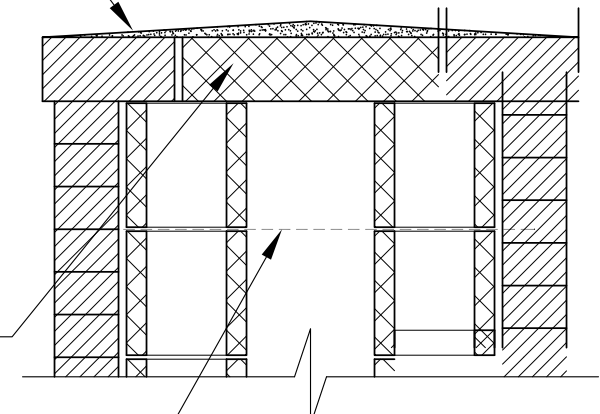


PRIOR TO PLACEMENT OF CONCRETE FDN, EXCAVATE TO BOTTOM OF FOOTING, REPLACE ANY ORGANIC SOIL TO A DEPTH OF AT LEAST 18" WITH SAND/GRAVEL, THEN COMPACT SUBGRADE (98% ASTM D698).

CONTRACTOR SHALL WATER THE NEW SOD FOR 30 DAYS AFTER INSTALLATION, AFTER 30 DAYS THE CONTRACTOR SHALL ADVISE THE OWNER ON SOD MAINTENANCE

4 SECTION THRU SITE SIGN
A2.4 SCALE: 1/2"=1'-0"

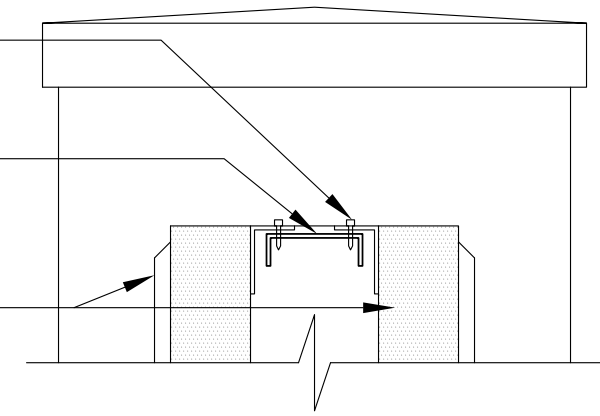
CREATE WATERTIGHT CONDITION AT TOP OF MASONRY:
1. APPLY PENETRATING SEALER TO TOP OF RAW MASONRY, (PROSOCO SILOXANE PD OR APPROVED EQUAL)
2. THEN APPLY CEMENT MORTAR TO CREATE 1" SLOPE, (ARDEX B20 OR APPROVED EQUAL),
3. FINISH WITH ACRYLIC COATING, TWO COATS OF 10 MIL EACH (ACRYLABS 2100 HT OR APPROVED EQUAL) FINISH COLOR TO BE SELECTED



5 SECTION THRU MASONRY CAP
A2.4 SCALE: 1/2"=1'-0"

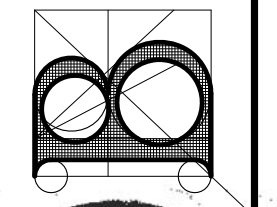
1/2" SELF TAPPING STAINLESS STEEL SCREWS AT EACH BRACKET

1/4"x6" ALUMINUM CHANNEL, LET-INTO BRICKWORK 4" (BOTH ENDS) COAT ENDS TO PREVENT CORROSION



6 SECTION THRU TOP OF SIGN
A2.4 SCALE: 1/2"=1'-0"

L. SCOTT BARNARD & ASSOCIATES, AIA
ARCHITECTURE, PLANNING, LANDSCAPE, INTERIORS, HISTORIC
220 EAST HALL STREET SAVANNAH, GA 31401 (912)232-6173
ASSOCIATES: ROBERT J. PORTMAN & JOHN A. CLEGG



STEM ACADEMY (AT BARTLETT)
TOILET RENOVATION (PHASE 2)
207 EAST MONTGOMERY CROSS ROAD
SAVANNAH, GEORGIA

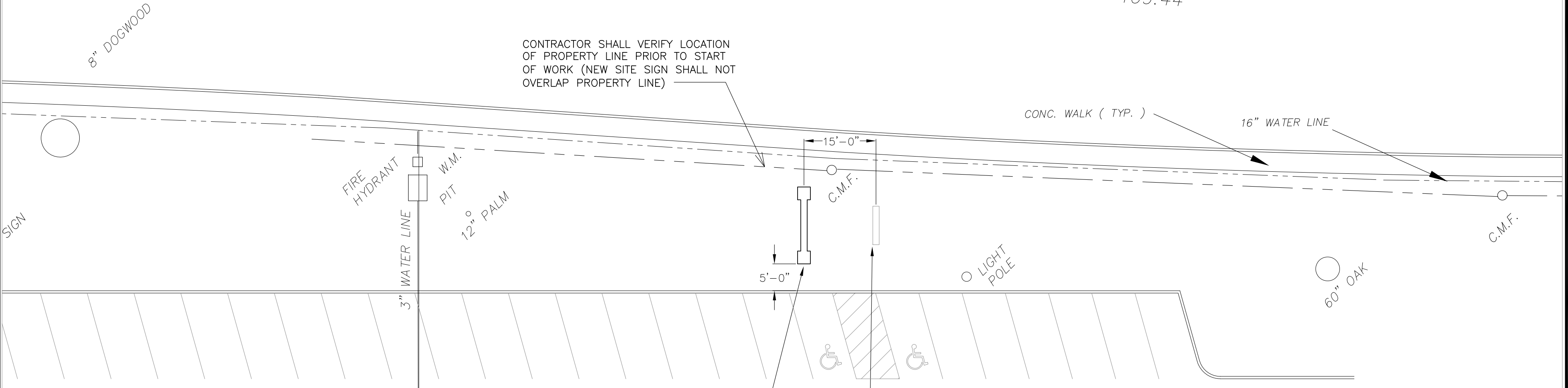
SITE SIGN DETAILS
NOT FOR CONSTRUCTION

REVISION / DATE	BY
10/15/18	JAC

SHEET NO.:
A2.4
OF

THIS DRAWING IS THE PROPERTY OF L. SCOTT BARNARD & ASSOCIATES, AIA ARCHITECTS, AND IS NOT TO BE REPRODUCED OR COPIED IN WHOLE OR IN PART WITHOUT THE PERMISSION OF SAME. IT IS NOT TO BE USED ON ANY OTHER PROJECT AND IS TO BE RETURNED ON REQUEST. SCALES STATED HEREON ARE VALID ON THE ORIGINAL DRAWING ONLY, AND MAY BE CHANGED IN PROPORTION TO THE DIFFERENCE IN SIZE BETWEEN THE PRINT AND THE ORIGINAL. DO NOT SCALE DIMENSIONS FROM PRINTS. PLANS AND DETAILS ARE NOT ALWAYS DRAWN TO SCALE. USE DIMENSIONS GIVEN OR CONSULT THE ARCHITECT FOR CLARIFICATION.

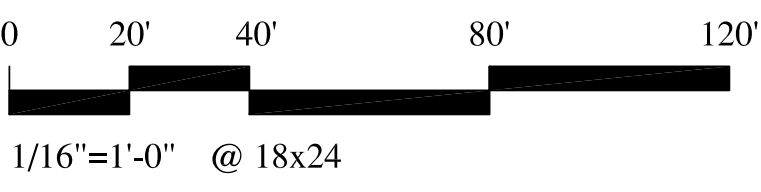
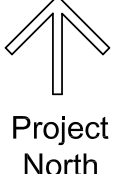
MONTGOMERY CROSS ROAD R/W VARIES
 (ASPHALT PAVT. WIDTH VARIES)
 $S68^{\circ}-42'-54''E \rightarrow 109.44'$



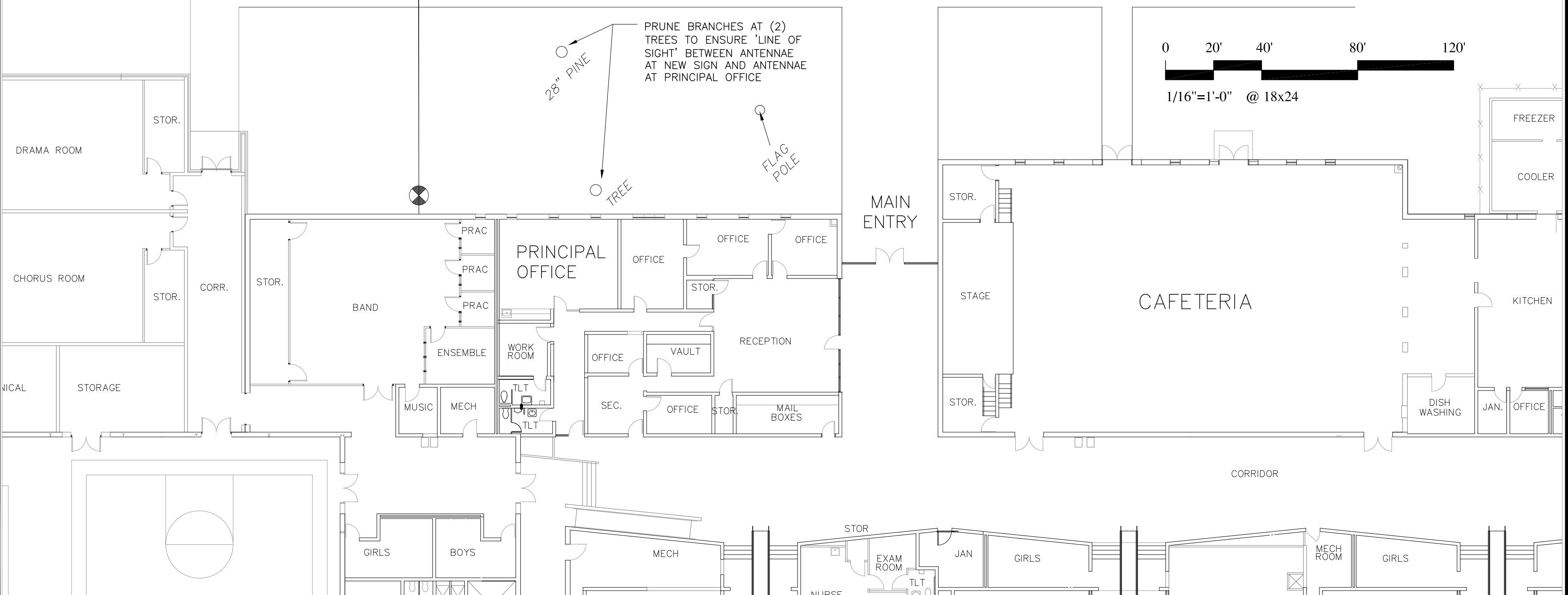
CONTRACTOR SHALL VERIFY LOCATION OF PROPERTY LINE PRIOR TO START OF WORK (NEW SITE SIGN SHALL NOT OVERLAP PROPERTY LINE)

1. NEW SIGN, SEE SHEET A2.4,
2. VERIFY LOCATION OF EXISTING BELOW-GRADE UTILITIES PRIOR TO START OF WORK.


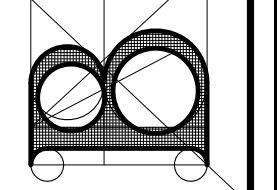
1. REMOVE EXISTING SITE SIGN, INCLUDING FOUNDATION.
2. ADD CLEAN FILL, CREATE FLUSH GRADE, CONSISTENT WITH ADJACENT FINISHED GRADE.
3. ADD TOPSOIL AND SOD (MATCH EXISTING).



PRUNE BRANCHES AT (2) TREES TO ENSURE 'LINE OF SIGHT' BETWEEN ANTENNAE AT NEW SIGN AND ANTENNAE AT PRINCIPAL OFFICE



L. SCOTT BARNARD & ASSOCIATES, AIA
 ARCHITECTURE, PLANNING, LANDSCAPE, INTERIORS, HISTORIC
 220 EAST HALL STREET SAVANNAH, GA 31401 (912)332-8173
 ASSOCIATES: ROBERT J. PORTMAN & JOHN A. CLEGG




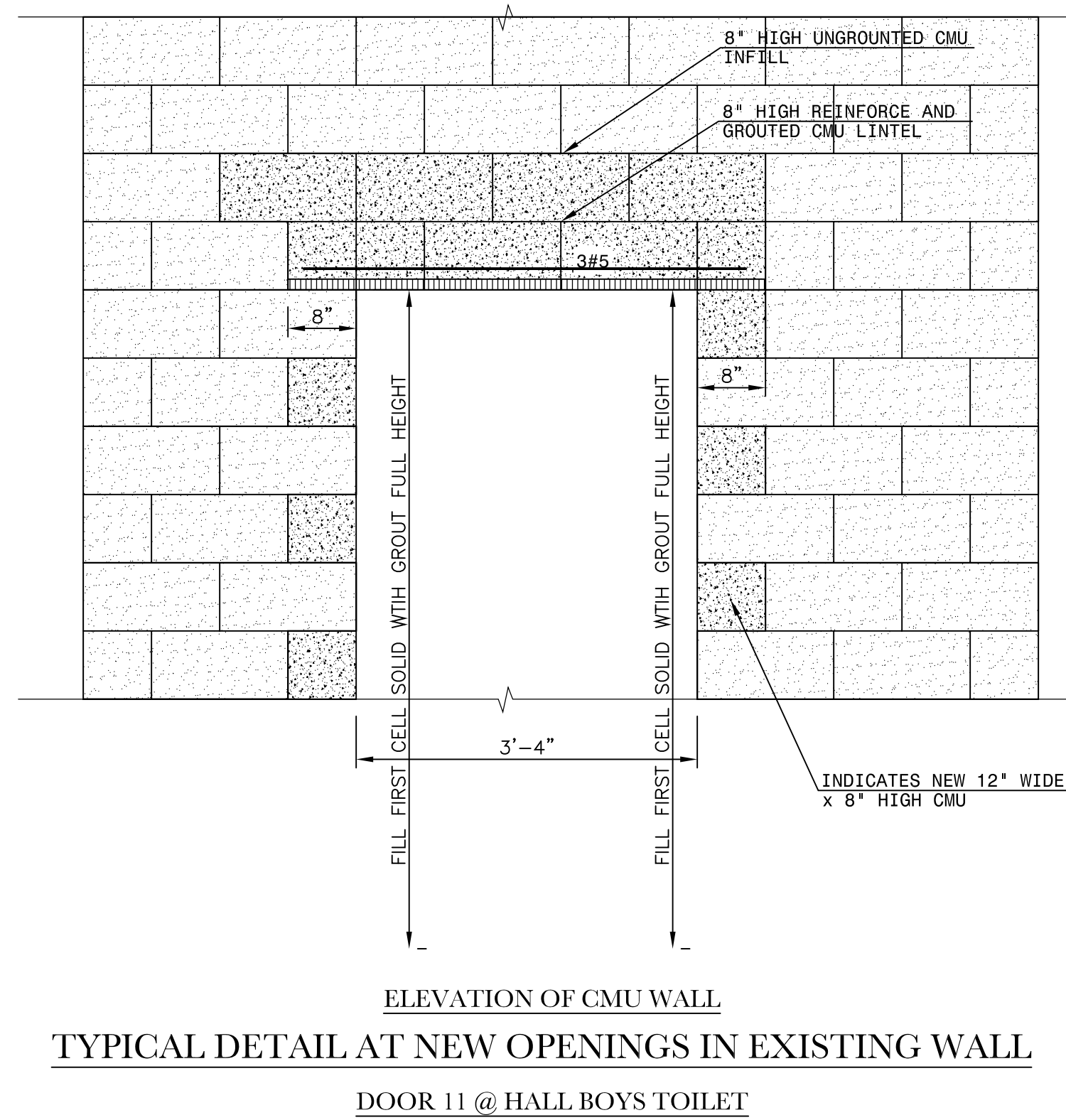
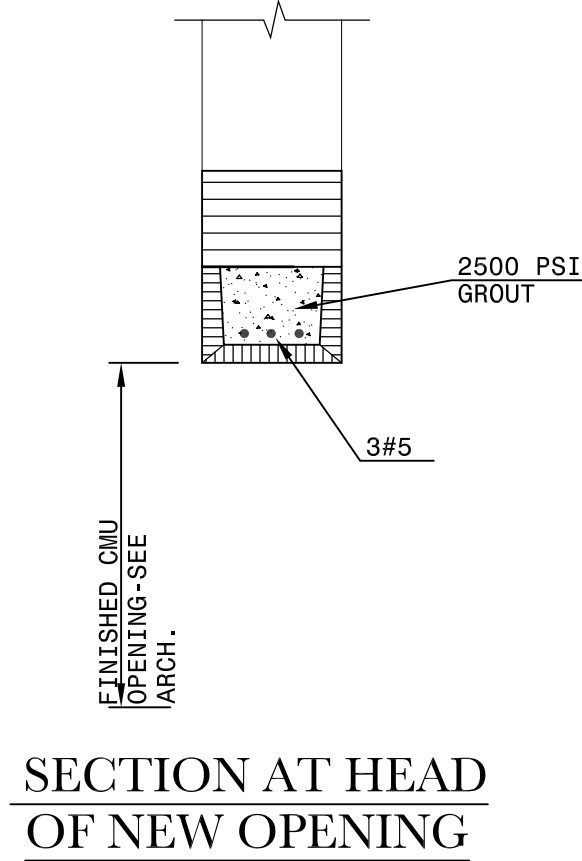
STEM ACADEMY (AT BARTLETT)
TOILET RENOVATION: PHASE 2
 207 EAST MONTGOMERY CROSS ROAD
 SAVANNAH, GEORGIA

REVISION / DATE	BY

SHEET NO.:
A2.5
 OF

NOT FOR CONSTRUCTION

THIS DRAWING IS THE PROPERTY OF L. SCOTT BARNARD & ASSOCIATES, AIA ARCHITECTS, AND IS NOT TO BE REPRODUCED OR COPIED IN WHOLE OR IN PART WITHOUT THE PERMISSION OF SAME. IT IS NOT TO BE USED ON ANY OTHER PROJECT AND IS TO BE RETURNED ON REQUEST. SCALES, STATES, HEREON ARE VALID ON THE ORIGINAL DRAWING ONLY AND MAY BE CHANGED IN PROPORTION TO THE DIFFERENCE IN SIZE BETWEEN THE PRINT AND THE ORIGINAL. DO NOT SCALE DIMENSIONS FROM PRINTS. PLANS AND DETAILS ARE NOT ALWAYS DRAWN TO SCALE. USE DIMENSIONS GIVEN OR CONSULT THE ARCHITECT FOR CLARIFICATION.



SAUSSY ENGINEERING
 400 Johnny Mercer Boulevard • Suite E
 P.O. Box 30597 • Savannah, Georgia 31410
 Phone: (912) 898-8255 • Fax: (912) 898-1882

PROJECT # 18066 - S1.0.dwg 9/13/18 8:06 am

L. SCOTT BARNARD & ASSOCIATES, AIA
 ARCHITECTURE, PLANNING, LANDSCAPE, INTERIORS, HISTORIC
 220 EAST HALL STREET SAVANNAH, GA 31401 (912)232-6173
 ASSOCIATES: ROBERT J. PORTMAN & JOHN A. CLEGG

STEM ACADEMY (AT BARTLETT)
 TOILET RENOVATION (PHASE 2)
 207 EAST MONTGOMERY CROSS ROAD
 SAVANNAH, GEORGIA

LINTEL DETAIL

REVISION / DATE	BY
9/12/18	WHS

SHEET NO.:
S1.0
 OF

NOT FOR CONSTRUCTION