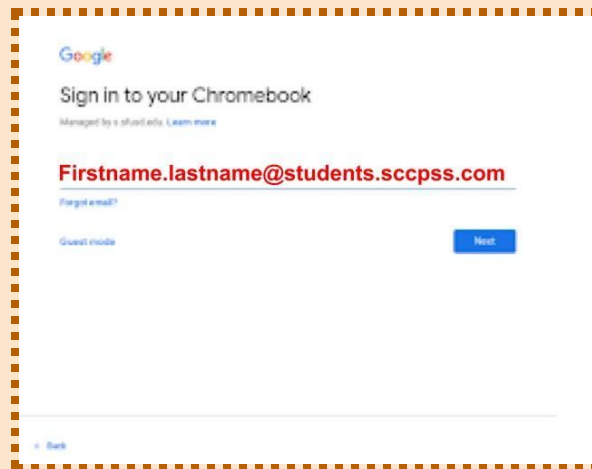
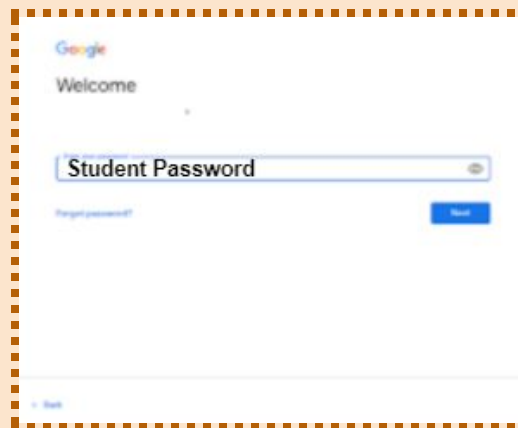


Signing into ItsLearning from a Chromebook

1. Login into Chromebook using the full student email: **Firstname.Lastname@students.sccpps.com**



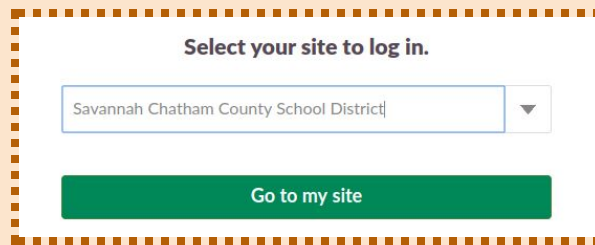
2. Use the Password provided by your school.



3. Go to itsLearning link (icon) located in your taskbar.

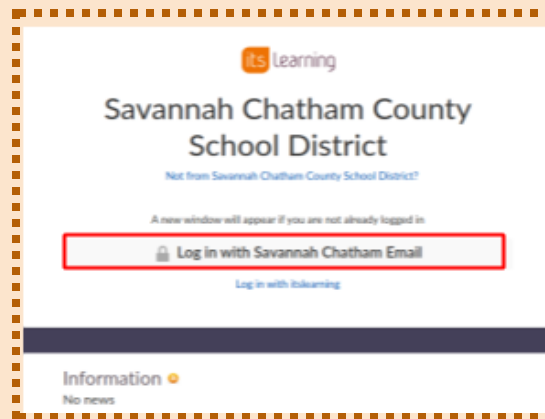


4. Select your site (Savannah Chatham County) to log in. **This prompt will only show the first time logging in.**



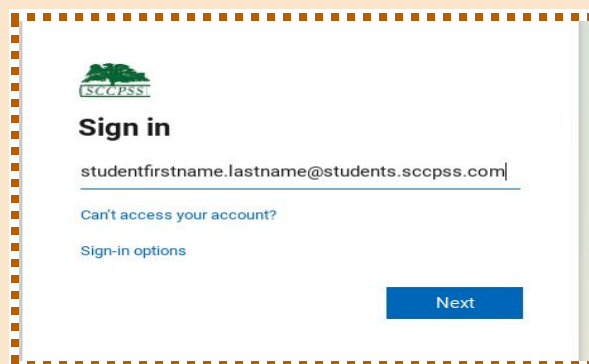
A screenshot of a web interface showing a dropdown menu titled "Select your site to log in." The dropdown menu is open, displaying "Savannah Chatham County School District" as the selected option. Below the dropdown is a green button labeled "Go to my site".

5. Click Log in with Savannah Chatham Email.



A screenshot of the Savannah Chatham County School District login page. The page features the "es Learning" logo at the top. Below the logo, the text "Savannah Chatham County School District" is displayed. A red box highlights the "Log in with Savannah Chatham Email" button. Below this button, there is a link for "Log in with EdLearning". At the bottom of the page, there is an "Information" section with a "No news" message.

6. Enter your Full Student email again:
Firstname.Lastname@students.sccpss.com with the same password as step 2.



A screenshot of the SCCPSS sign-in page. The page features the SCCPSS logo at the top. Below the logo, the text "Sign in" is displayed. A text input field contains the email address "studentfirstname.lastname@students.sccpss.com". Below the input field, there are links for "Can't access your account?" and "Sign-in options". A blue button labeled "Next" is located at the bottom right of the page.

7. The last field asking for username, use the SCCPSS Username, example: 12NanDre **@student.sccpss.com**